


# Electric Power Tools

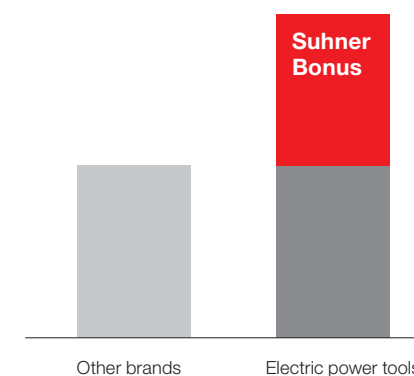


## The power machines with that extra strength for Industrial applications

Suhner electric tools are used with great success in trade and industry. The main applications are grinding, cutting and polishing. Suhner machines are manufactured to meet today's needs. They are very efficient and highly reliable.



### Efficiency



### Information on voltage and protection rating

230V: Single-phase AC current P/N, 50 Hz

120V: Single-phase AC current P/N, 60 Hz

Protective insulation/protection rating II:

### Facts:


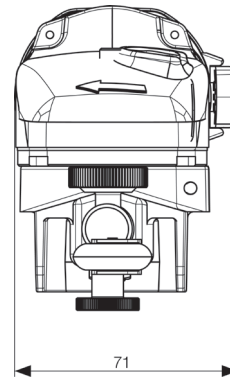
- Suhner power tools comply with the requirements of the relevant EU Directives.
- Angular gear with spiral bevel gears.
- High output with low machine weight.
- The electrical machines are equipped with an overload, undervoltage and restart protection.
- Comparison with other power tools based on power input/output values shows Suhner machines to be in the highest category.





## Belt grinding unit

# UBC 9-R



- Heavy duty electric belt grinder
- Tacho variable speed selector – 3 000 to 8 200 min<sup>-1</sup>, variable from 945 to 2 598 SFPM
- Complete selection of belts 20 1/2" (520 mm) long, from 1/8" (3 mm) to 3/4" (19 mm) wide
- 6 different contact arms, easy replacement, trouble-free belt run adjustment
- Warning light when carbon brushes are worn: LED (at the back of the black case) lights up as soon as the carbon brushes need changing.

### Applications

Powerful, lightweight belt grinder. For cleaning and removing burrs, defining a radius, blending surface finishes, fillet weld grinding and finishing, tight access applications and generating decorative satin finishes on metal



### Technical data

Type	Voltage	Speed	Power input	Plug	Belt dimensions	ID-No.	Mat.-No.
	V	min <sup>-1</sup>	W		mm		
<b>UBC 9-R (230V VDE)</b>	230	3 000 – 8 200	600	VDE	6 x 520;12 x 520	111 297 01	100 035 533
<b>UBC 9-R (230V SEV)</b>	230	3 000 – 8 200	600	SEV	6 x 520;12 x 520	111 297 02	100 035 534

**Motor version** Fully insulated single phase motor









### Standard equipment

Cord set  
Contact arm KA 25/9  
Hexagon key SK 4

### Accessories


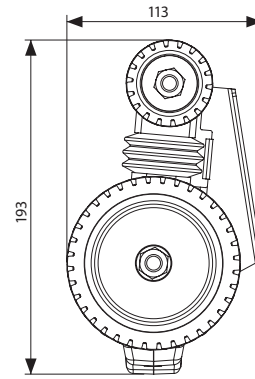
	Type	ID-No.	Mat.-No.	
	<b>Belt grinding attachment</b>	<b>BSGV 6/16 without drive roller</b>	300 671 00	100 026 081 1

	Type	ID-No.	Mat.-No.	
	<b>Open end wrench</b>	<b>SW 22</b>	037 857 05	100 048 821 1

	Type	Belt length	Matching belt	ID-No.	Mat.-No.	
		mm				
	<b>KA 16/4</b>	520	BSGB 6/520	057 620 03	100 046 583	1
	<b>KA 16/9</b>	520	BSGB 12/520	057 620 02	100 046 582	1
	<b>KA 19/12</b>	520	BSGB 16/520	057 620 04	100 046 584	1
	<b>KA 25/1,5</b>	520	BSGB 3/520	057 620 06	100 046 586	1
	<b>KA 25/9</b>	520	BSGB 6/520 / BSGB 12/520	057 620 01	100 046 581	1
	<b>KA 23/18</b>	520	BSGB 19/520	057 620 05	100 046 585	1
	<b>KA 25/9 KNS Alu</b>			111 254 01	100 035 372	1
	<b>Adapter 610</b>	<b>A 610</b>		061 714 01	100 042 527	1

## Belt grinding unit

# UBK 6-R



- Excellent power-to-weight ratio
- The belt grinding attachment can be swivelled 360° and enables comfortable working
- Smooth running belt adjustment
- Ideal for mounting
- Tacho variable speed selector – 2 800 to 5 800 min<sup>-1</sup>, variable from 14,7 bis 31,0 m/s

### Applications

For working flat and shaped surfaces of chrome steel, stainless steel, other metals and plastics.



### Technical data





Type	Voltage	Power input	Plug	Belt dimensions	ID-No.	Mat.-No.
	V	W		mm		
UBK 6-R (230V VDE)	230	1 530	VDE	35 x 450	111 217 01	100 035 324
UBK 6-R (230V SEV)	230	1 530	SEV	35 x 450	111 217 02	100 035 325
UBK 6-R (120 V USA)	120	1 340	USA	35 x 450	111 218 03	111 218 03

Motor version Fully insulated single phase motor

### Standard equipment

Cord with plug  
1 x Set of spanners


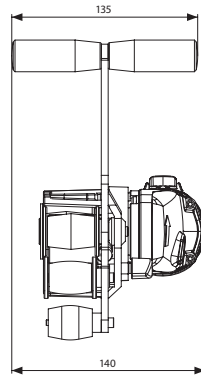
### Accessories

	Type	ID-No.	Mat.-No.	
	Open end wrench SW 22	037 857 05	100 048 821	1
	Particle protection Particle protection for K-series power tools	450 357 01	100 016 968	1
	Contact roller 100 x 30 / 40 Shore	052 644 02	100 047 069	1
	Contact roller 50 x 30	052 643 02	100 047 066	1



# Tube polisher

## UTC 9-R



- Up to 180° contact on tubes
- Grinding of tubes with a  $\phi$  of up to 45 mm
- Overload cut-out integrated
- Tacho variable speed selector for constant speed
- Soft-start for jolt free work
- Warning light when carbon brushes are worn: LED (at the back of the black case) lights up as soon as the carbon brushes need changing.
- Tacho variable speed selector – 3 000 to 8 200 min-1, variable from 4,6 bis 12,5 m/s

### Applications

For grinding and polishing of tubes.



### Technical data



Type	Voltage	Speed	Power input	Plug	Belt dimension	ID-No.	Mat.-No.
	V	min <sup>-1</sup>	W		mm		
UTC 9-R (230V VDE)	230	3 000 – 8 200	600	VDE	30 x 533	111 299 01	100 035 537
UTC 9-R (230V SEV)	230	3 000 – 8 200	600	SEV	30 x 533	111 299 02	100 035 538

Motor version Fully insulated single phase motor

### Standard equipment

Cord set  
1 x Set of spanners

### Accessories and spare parts

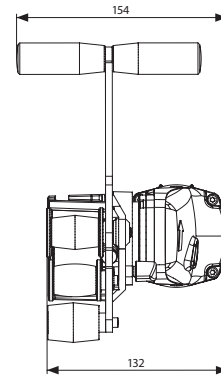
	Type	ID-No.	Mat.-No.		
	Belt grinding attachment for tube polisher	Belt grinding attachment for tube polisher BSGV 30-T without drive roller	300 668 00	100 026 078	1
	Drive roller	Drive roller complete BSGV 30 T	059 362 03	100 043 975	1





## Tube polisher

# UTG 8-R



- Overload cut-out integrated
- Digital electronics ensures constant working speed
- Undervoltage protection. Unintentional activation following a voltage interruption, even with the machine on, is impossible
- Soft-start for jolt free work
- Up to 180° contact on tubes
- Grinding of tubes with a  $\phi$  of up to 45 mm
- Tacho variable speed selector – 4 000 to 9 000 min<sup>-1</sup>, variable from 6,15 bis 13,6 m/s

### Applications

For grinding and polishing of tubes.



### Technical data



Type	Voltage	Speed	Power input	Plug	Belt dimension	ID-No.	Mat.-No.
	V	min <sup>-1</sup>	W		mm		
UTG 8-R (230V VDE)	230	4 000 – 9 000	1 050	VDE	30 x 533	111 269 01	100 035 432
UTG 8-R (230V SEV)	230	4 000 – 9 000	1 050	SEV	30 x 533	111 269 02	100 035 433
UTG 8-R (120V USA)	120	4 000 – 9 000	1 050	USA	30 x 533	111 270 03	100 035 434

Motor version Fully insulated single phase motor

### Standard equipment

Cord set  
1 x Set of spanners

### Accessories and spare parts

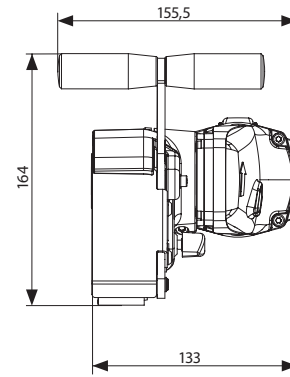

	Type	ID-No.	Mat.-No.	
	Drive roller	Drive roller complete. BSGV 30T	059 362 04	100 043 976 1
	Belt grinding attachment for tube polisher	Belt grinding attachment for tube polisher BSGV 30-T without drive roller	300 668 00	100 026 078 1





# Tube polisher

## UTG 9-R



- Overload cut-out integrated
- Digital electronics ensures constant working speed
- Undervoltage protection. Unintentional activation following a voltage interruption, even with the machine on, is impossible
- Soft-start for jolt free work
- Up to 220° contact on tubes
- Grinding of tubes with a  $\phi$  of up to 70 mm
- Tacho variable speed selector – 4 000 to 9 000 min-1, variable from 7 bis 15,5 m/s

### Applications

For grinding and polishing of tubes.



### Technical data



Type	Voltage	Speed	Power input	Plug	Belt dimension	ID-No.	Mat.-No.
	V	min <sup>-1</sup>	W		mm		
UTG 9-R (230V VDE)	230	4 000 – 9 000	1 050	VDE	30 x 610	111 212 01	100 035 315
UTG 9-R (230V SEV)	230	4 000 – 9 000	1 050	SEV	30 x 610	111 212 02	100 035 316
UTG 9-R (120V USA)	120	4 000 – 9 000	1 050	USA	30 x 610	111 213 03	100 035 317

Motor version Fully insulated single phase motor

### Standard equipment

Cord set  
1 x Set of spanners

### Accessories and spare parts


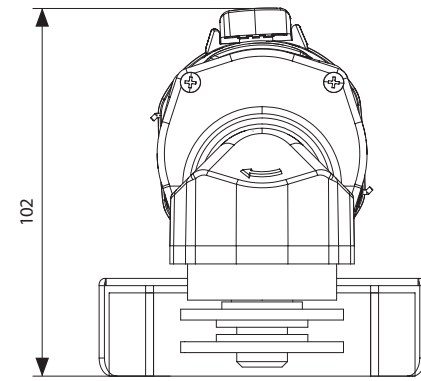
	Type	ID-No.	Mat.-No.	
	Belt grinding attachment for tube polisher BSGV 31-T without drive roller	300 670 00	100 026 080	1
	Drive roller Drive roller M12 BSGV 31T	300 039 98	100 027 255	1





## Fillet welt grinder

# UKC 3-R



- Digital electronics with soft-start
- Specially developed for metal construction
- Overload protection and speed stabilisation
- Variable speed selector from 1 400 to 3 200 min<sup>-1</sup>
- Warning light when carbon brushes are worn: LED (at the back of the black case) lights up as soon as the carbon brushes need changing.

### Applications

Special grinders for machining fillet welds that are difficult to access.



### Technical data


Type	Voltage	Speed	Power input	Plug	Max. tool diameter	ID-No.	Mat.-No.
	V	min <sup>-1</sup>	W		mm		
<b>UKC 3-R (230V VDE)</b>	230	1 400 – 3 200	500	VDE	150	111 301 01	100 035 542
<b>UKC 3-R (230V SEV)</b>	230	1 400 – 3 200	500	SEV	150	111 301 02	100 035 543

**Motor version** Fully insulated single phase motor

### Standard equipment

Cord set  
1 x Set of spanners

### Accessories


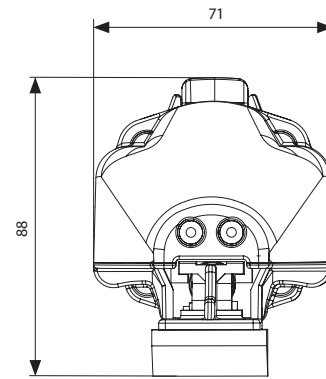
	Type	ID-No.	Mat.-No.	
	<b>Hex. key</b>	<b>SK 5</b>	027 855 03	100 050 742 1
	<b>Peg spanner</b>	<b>SD 35</b>	012 446 01	100 052 915 1





Electric file

UMC 6-R



- Flexible use (e.g. construction site)
- Adjustable stroke speed
- Undervoltage protection. Unintentional activation following a voltage interruption, even with the machine on, is impossible
- Can also be used in tight access points
- Warning light when carbon brushes are worn: LED (at the back of the black case) lights up as soon as the carbon brushes need changing.
- Particle protection (optional)

Applications

For grinding and satin finishing profiles, casing parts and rectangular tubing in metalwork and when manufacturing railings.



Technical data

Type	Voltage	Power input	Plug	Stroke (Frequency)	Stroke	ID-No.	Mat.-No.
	V	W		min <sup>-1</sup>	mm		
UMC 6-R (230V VDE)	230	600	VDE	2300 – 5200	8	111 309 01	100 035 460
UMC 6-R (230V SEV)	230	600	SEV	2300 – 5200	8	111 309 02	100 035 461

Motor version Fully insulated single phase motor

Standard equipment

- Cord set
- Hexagon key
- Rectangular grinding shoe

Accessories

	Type	For sanding sheets width	For abrasive sheets length	ID-No.	Mat.-No.	
		mm	mm			
	SBH 39/60 -K	39	60	908 957 00	100 009 811	1
	SBH 39/60-K	39	60	908 958 00	100 009 812	1

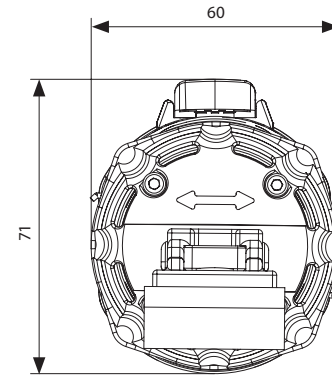
	Type	Width	Grain size	Length	ID-No.	Mat.-No.	
		mm	mm				
	<b>Abrasive sheets</b>						
	SB 39/60-K CE-11 K 60	39	60	60	913 479 00	100 006 755	50
	SB 39/60-K CE-11 K 120	39	120	60	913 480 00	100 006 756	50
	SB 39/60-K CE-11 K 180	39	180	60	913 481 00	100 006 757	50
	<b>Abrasive sheets</b>						
	SB 39/60-K TZ A 160 (K120)	39	A 160 (K 120)	60	909 813 00	100 008 984	20
	SB 39/60-K TZ A 65 (K280)	39	A 65 (K 280)	60	909 814 00	100 008 985	20
	<b>Fabric sheets</b>						
	FVV 39/60-K C	39	C	60	913 476 00	100 006 752	20
	FVV 39/60-K M	39	M	60	913 477 00	100 006 753	20
	FVV 39/60-K VF	39	VF	60	913 478 00	100 006 754	20





## Cross-stroke file

# UMB 4-RQ



- Flexible use (e.g. construction site)
- Adjustable stroke speed
- Undervoltage protection. Unintentional activation following a voltage interruption, even with the machine on, is impossible
- Warning light when carbon brushes are worn: LED (at the back of the black case) lights up as soon as the carbon brushes need changing.
- Particle protection (optional)

### Applications

For grinding and satin finishing profiles, casing parts and rectangular tubing in metalwork and when manufacturing railings. Especially suitable for grinding between rectangular tube braces or legs when manufacturing railings or furniture.



### Technical data



Type	Voltage	Power input	Plug	Stroke (Frequency)	Stroke	ID-No.	Mat.-No.
	V	W		min <sup>-1</sup>	mm		
UMB 4-RQ (230V VDE)	230	270	VDE	1500 – 3750	8	111 311 01	100 035 463
UMB 4-RQ (230V SEV)	230	270	SEV	1500 – 3750	8	111 311 02	100 035 464




**Motor version** Fully insulated single phase motor

### Standard equipment

Cord set  
Hexagon key  
Rectangular grinding shoe

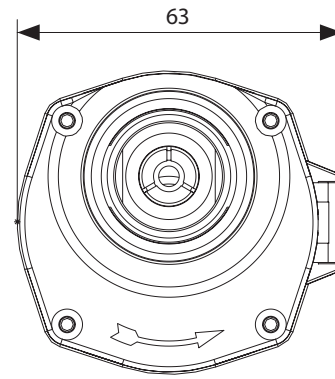
### Accessories

Type	For sanding sheets width	For abrasive sheets length	ID-No.	Mat.-No.	
	mm	mm			
 Rectangular grinding shoe with Hook & Loop	39	60	300 063 35	100 026 584	1
 Rectangular grinding shoe flat with Hook & Loop	39	60	300 063 36	100 026 585	1

Type	Width	Grain size	Length	ID-No.	Mat.-No.	
	mm	mm	mm			
 <b>Abrasive sheets</b> For stainless steel, steel, bright metals etc.	<b>SB 39/60-K CE-11 K 60</b>	39	60	913 479 00	100 006 755	50
	<b>SB 39/60-K CE-11 K 120</b>	39	120	913 480 00	100 006 756	50
	<b>SB 39/60-K CE-11 K 180</b>	39	180	913 481 00	100 006 757	50
	<b>SB 39/60-K CE-11 K 240</b>	39	240	913 482 00	100 006 758	50
 <b>Abrasive sheets</b> Structured sanding sheets for stainless steel, non-ferrous metals	<b>SB 39/60-K TZ A 160 (K120)</b>	39	A 160 (K 120)	909 813 00	100 008 984	20
	<b>SB 39/60-K TZ A 65 (K280)</b>	39	A 65 (K 280)	909 814 00	100 008 985	20
	<b>SB 39/60-K TZ A 45 (K400)</b>	39	A 45 (K 400)	909 815 00	100 008 986	20
 <b>Fabric sheets</b> C = coarse, M = medium, F = fine, VF = very fine	<b>FVV 39/60-K C</b>	39	C	913 476 00	100 006 752	20
	<b>FVV 39/60-K M</b>	39	M	913 477 00	100 006 753	20
	<b>FVV 39/60-K VF</b>	39	VF	913 478 00	100 006 754	20



## Straight grinder




# USC 9-R



- High performance straight grinder, high or low speed, for all applications
- Ergonomic shape ensures fatigue-free working
- Equipped with overload cut-out
- Ideal wherever space is tight or access difficult
- Machines with a difference: just the right size, just the right speed
- Tacho variable speed selector, for constant speed
- Electronic soft-start jolt free work
- Warning light when carbon brushes are worn: LED (at the back of the black case) lights up as soon as the carbon brushes need changing.

### Applications

Particularly suitable for fine milling and grinding work. Carbide burrs max. 12 mm  $\phi$  (16 mm  $\phi$ )  
Resin-bonded abrasive wheels max. 30 mm  $\phi$  (40 mm  $\phi$ ).



### Technical data


Type	Voltage	Speed	Power input	Plug	Collet mm	ID-No.	Mat.-No.
	V	min <sup>-1</sup>	W				
<b>USC 9-R (230V VDE)</b>	230	4 000 – 9 000	600	VDE	6	111 305 01	100 035 451
<b>USC 9-R (230V SEV)</b>	230	4 000 – 9 000	600	SEV	6	111 305 02	100 035 452


**Motor version** Fully insulated single phase motor

### Standard equipment

Cord set  
1 x Collet  
1 x Set of spanners

### Accessories Collet

Type	Bore mm	Bore INCH	ID-No.	Mat.-No.	
 <b>Collets</b>	<b>SPZ 3 mm</b>	3.0	0.12	014 909 12	100 051 812 1
	<b>SPZ 6 mm</b>	6.0	0.24	014 909 19	100 051 819 1
	<b>SPZ 8 mm</b>	8.0	0.32	014 909 23	100 051 823 1
	<b>SPZ 1/8"</b>	3.175	1/8	014 909 27	100 051 827 1
	<b>SPZ 1/4"</b>	6.4	1/4	014 909 26	100 051 826 1


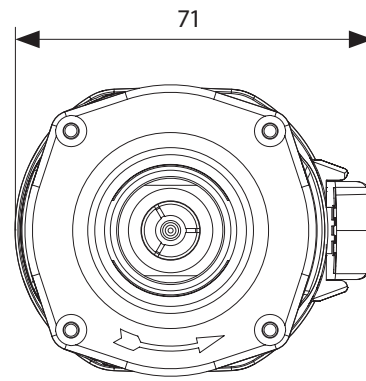
Type	ID-No.	Mat.-No.	
 <b>Open end wrench</b>	<b>SW 14</b>	037 857 03	100 048 819 1
	<b>SW 18</b>	037 857 04	100 048 820 1





## Straight grinder

# USC 25-R



- High performance straight grinder, high or low speed, for all applications
- Ergonomic shape ensures fatigue-free working
- Equipped with overload cut-out
- Ideal wherever space is tight or access difficult
- Machines with a difference: just the right size, just the right speed
- Tacho variable speed selector, for constant speed
- Electronic soft-start jolt free work
- Warning light when carbon brushes are worn: LED (at the back of the black case) lights up as soon as the carbon brushes need changing.

### Applications

Particularly suitable for fine milling and grinding work. Carbide burrs max. 12 mm  $\varnothing$  (16 mm  $\varnothing$ )  
Resin-bonded abrasive wheels max. 30 mm  $\varnothing$  (40 mm  $\varnothing$ ).



### Technical data


Type	Voltage	Speed	Power input	Plug	Collet mm	ID-No.	Mat.-No.
	V	min <sup>-1</sup>	W				
USC 25-R (230V VDE)	230	11 000 – 25 000	600	VDE	6	111 307 01	100 035 455
USC 25-R (230V SEV)	230	11 000 – 25 000	600	SEV	6	111 307 02	100 035 456


Motor version Fully insulated single phase motor

### Standard equipment

Cord set  
1 x Collet  
1 x Set of spanners


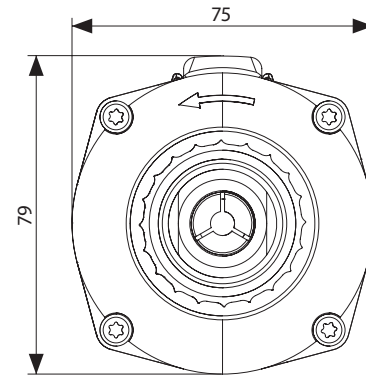
### Accessories Collet

Type	Bore mm	Bore INCH	ID-No.	Mat.-No.	
 <b>Collets</b>	SPZ 3 mm	3.0	0.12	014 909 12	100 051 812 1
	SPZ 6 mm	6.0	0.24	014 909 19	100 051 819 1
	SPZ 8 mm	8.0	0.32	014 909 23	100 051 823 1
	SPZ 1/8"	3.175	1/8	014 909 27	100 051 827 1
	SPZ 1/4"	6.4	1/4	014 909 26	100 051 826 1

Type	ID-No.	Mat.-No.	
 <b>Open end wrench</b>	SW 14	037 857 03	100 048 819 1
	SW 18	037 857 04	100 048 820 1

## Straight grinder

# USG 9-R



- High performance straight grinder, high or low speed, for all applications
- Ergonomic shape ensures fatigue-free working
- Equipped with overload cut-out
- Ideal wherever space is tight or access difficult
- Machines with a difference: just the right size, just the right speed
- Tacho variable speed selector, for constant speed
- Electronic soft-start jolt free work

### Applications

For working with non-woven fibre discs, abrasive flap-wheels and with pneumatic drum.



### Technical data


Type	Voltage	Speed	Power input	Plug	Collet mm	ID-No.	Mat.-No.
	V	min <sup>-1</sup>	W				
<b>USG 9-R (230V VDE)</b>	230	3 800 – 8 300	1 050	VDE	6	111 241 01	100 035 352
<b>USG 9-R (230V SEV)</b>	230	3 800 – 8 300	1 050	SEV	6	111 241 02	100 035 353
<b>USG 9-R (120V USA)</b>	120	3 800 – 8 300	1 050	USA	1/4"	111 242 03	100 035 354


**Motor version** Fully insulated single phase motor

### Standard equipment

- Cord set
- 1 x Collet
- 1 x Set of spanners

### Accessories Collet

Type	Bore mm	Bore INCH	ID-No.	Mat.-No.	
 <b>Collets</b>	<b>SPZ 8 mm</b>	8	0.32	014 902 06	100 051 798 1
	<b>SPZ 12 mm</b>	12	0.47	014 902 09	100 051 800 1
	<b>SPZ 1/4"</b>	6.4	1/4	014 902 10	100 051 801 1
	<b>SPZ 3/8"</b>	9.5	3/8	014 902 11	100 051 802 1


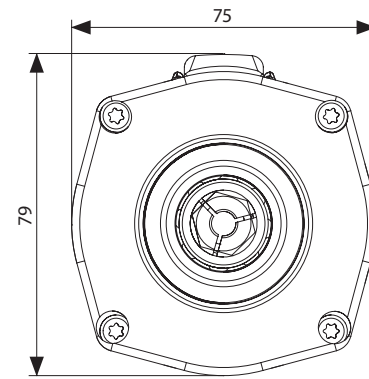
Type	ID-No.	Mat.-No.	
 <b>Open end wrench</b>	<b>SW 19</b>		100 050 756 1
	<b>SW 22</b>		037 857 05 100 048 821 1





## Straight grinder

# USG 33-R



- High performance straight grinder, high or low speed, for all applications
- Ergonomic shape ensures fatigue-free working
- Equipped with overload cut-out
- Ideal wherever space is tight or access difficult
- Machines with a difference: just the right size, just the right speed
- Tacho variable speed selector, for constant speed
- Electronic soft-start jolt free work

### Applications

For rough working with carbide burrs and mounted points.



### Technical data


Type	Voltage	Speed	Power input	Plug	Collet mm	ID-No.	Mat.-No.
	V	min <sup>-1</sup>	W				
<b>USG 33-R (230V VDE)</b>	230	15 000 – 33 000	1 050	VDE	6	111 214 01	100 035 320
<b>USG 33-R (230V SEV)</b>	230	15 000 – 33 000	1 050	SEV	6	111 214 02	100 035 321
<b>USG 33-R (120V USA)</b>	120	15 000 – 33 000	1 050	USA	1/4"	111 215 03	100 035 322


**Motor version** Fully insulated single phase motor

### Standard equipment

Cord set  
1 x Collet  
1 x Set of spanners

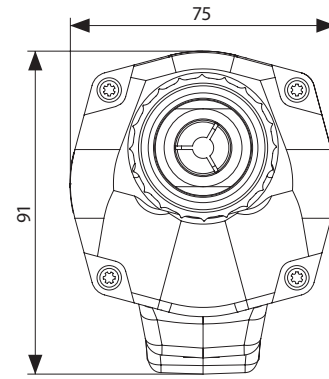
### Accessories Collet

Type	Bore mm	Bore INCH	ID-No.	Mat.-No.	
 <b>Collets</b>	<b>SPZ 6 mm</b>	6		052 034 02	100 046 669 1
	<b>SPZ 8 mm</b>	8		052 034 05	100 046 672 1
	<b>SPZ 10 mm</b>	10		052 034 07	100 046 673 1
	<b>SPZ 1/4"</b>		1/4	052 034 03	100 046 670 1
	<b>SPZ 3/8"</b>		3/8	052 034 09	100 046 674 1

Type	ID-No.	Mat.-No.	
 <b>Open end wrench</b>	<b>SW 14</b>	037 857 03	100 048 819 1
	<b>SW 18</b>	037 857 04	100 048 820 1

## Straight grinder

# USK 3-R



- Increased safety for the user thanks to thermal protection and smooth start
- Digital electronics ensures constant working speed
- Undervoltage protection. Unintentional activation following a voltage interruption, even with the machine on, is impossible
- Outgoing air guided past user at 45°

### Applications

Especially good for grinding and polishing with larger diameter abrasives due to low speed.



### Technical data


Type	Voltage	Speed	Power input	Plug	Collet mm	ID-No.	Mat.-No.
	V	min <sup>-1</sup>	W		mm		
USK 3-R (230V VDE)	230	1 400 – 3 000	1 530	VDE	12	111 194 01	100 035 280
USK 3-R (230V SEV)	230	1 400 – 3 000	1 530	SEV	12	111 194 02	100 035 281
USK 3-R (120V USA)	120	1 400 – 3 000	1 340	USA	1/2"	111 195 03	100 035 282


**Motor version** Fully insulated single phase motor


### Standard equipment

Cord with plug  
1 x Set of spanners  
1 x Collet

### Accessories Collet

Type	Bore mm	Bore INCH	ID-No.	Mat.-No.	
 Collets	SPZ 12 mm	12	0.47	014 902 09	100 051 800 1
	SPZ 8 mm	8	0.32	014 902 06	100 051 798 1
	SPZ 1/4"	6.4	1/4	014 902 10	100 051 801 1
	SPZ 3/8"	9.5	3/8	014 902 11	100 051 802 1

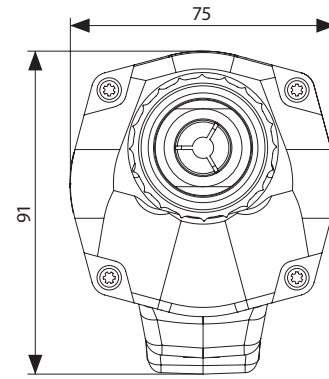
Type	ID-No.	Mat.-No.	
 Particle protection	Particle protection for K-series power tools	450 357 01	100 016 968 1

Type	ID-No.	Mat.-No.	
 Open end wrench	SW 22	037 857 05	100 048 821 1



## Straight grinder

# USK 6-R



- Increased safety for the user thanks to thermal protection and smooth start
- Digital electronics ensures constant working speed
- Undervoltage protection. Unintentional activation following a voltage interruption, even with the machine on, is impossible
- Outgoing air guided past user at 45°

### Applications

For working with non-woven fibre discs, abrasive flap-wheels and with pneumatic drum.



### Technical data


Type	Voltage	Speed	Power input	Plug	Collet mm	ID-No.	Mat.-No.
	V	min <sup>-1</sup>	W		mm		
USK 6-R (230V VDE)	230	2 800 – 5 800	1 530	VDE	6	111 196 01	100 035 284
USK 6-R (230V SEV)	230	2 800 – 5 800	1 530	SEV	6	111 196 02	100 035 285
USK 6-R (120V USA)	120	2 800 – 5 800	1 340	USA	1/4"	111 197 03	100 035 286

**Motor version** Fully insulated single phase motor

### Standard equipment

Cord with plug  
1 x Set of spanners  
1 x Collet

### Accessories Collet

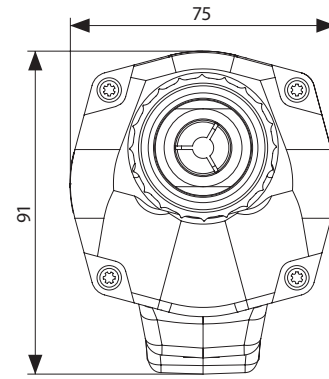
Type	Bore mm	Bore INCH	ID-No.	Mat.-No.	
 Collets	SPZ 12 mm	12	0.47	014 902 09	100 051 800 1
	SPZ 8 mm	8	0.32	014 902 06	100 051 798 1
	SPZ 1/4"	6.4	1/4	014 902 10	100 051 801 1
	SPZ 3/8"	9.5	3/8	014 902 11	100 051 802 1

Type	ID-No.	Mat.-No.	
 Particle protection	Particle protection for K-series power tools	450 357 01	100 016 968 1

Type	ID-No.	Mat.-No.	
 Open end wrench	SW 22	037 857 05	100 048 821 1

## Straight grinder

# USK 15-R



- Increased safety for the user thanks to thermal protection and smooth start
- Digital electronics ensures constant working speed
- Undervoltage protection. Unintentional activation following a voltage interruption, even with the machine on, is impossible
- Outgoing air guided past user at 45°

### Applications

For rough working with carbide burs and mounted points.



### Technical data


Type	Voltage	Speed	Power input	Plug	Collet mm	ID-No.	Mat.-No.
	V	min <sup>-1</sup>	W		mm		
USK 15-R (230V VDE)	230	6 800 – 14 500	1 530	VDE	6	111 198 01	100 035 288
USK 15-R (230V SEV)	230	6 800 – 14 500	1 530	SEV	6	111 198 02	100 035 289
USK 15-R (120V USA)	230	6 800 – 14 500	1 340	USA	1/4"	111 199 03	100 035 290


**Motor version** Fully insulated single phase motor


### Standard equipment

Cord with plug  
1 x Set of spanners  
1 x Collet

### Accessories Collet

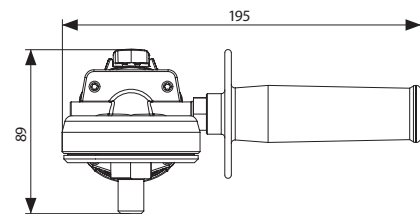
	Type	Bore mm	Bore INCH	ID-No.	Mat.-No.		
	Collets	SPZ 12 mm	12	0.47	014 902 09	100 051 800	1
		SPZ 8 mm	8	0.32	014 902 06	100 051 798	1
		SPZ 1/4"	6.4	1/4	014 902 10	100 051 801	1
		SPZ 3/8"	9.5	3/8	014 902 11	100 051 802	1

	Type	ID-No.	Mat.-No.		
	Particle protection	Particle protection for K-series power tools	450 357 01	100 016 968	1

	Type	ID-No.	Mat.-No.		
	Open end wrench	SW 22	037 857 05	100 048 821	1



# Angle polisher



# UPC 2-R



- Digital electronics with soft-start
- Specially developed for metal construction
- Overload protection and speed stabilisation
- Variable speed selector from 1 000 to 2 000 min<sup>-1</sup>
- Warning light when carbon brushes are worn: LED (at the back of the black case) lights up as soon as the carbon brushes need changing.

## Applications

For grinding and polishing of tubes.



### Technical data

Type	Voltage	Speed	Power input	Plug	Working spindle mm	Max. tool diameter	ID-No.	Mat.-No.
		min <sup>-1</sup>	W			mm		
UPC 2-R (230V VDE)	230	1 000 – 2 000	600	VDE	M14	125	111 313 01	100 054 609
UPC 2-R (230V SEV)	230	1 000 – 2 000	600	SEV	M14	125	111 313 02	100 054 610

**Motor version** Fully insulated single phase motor

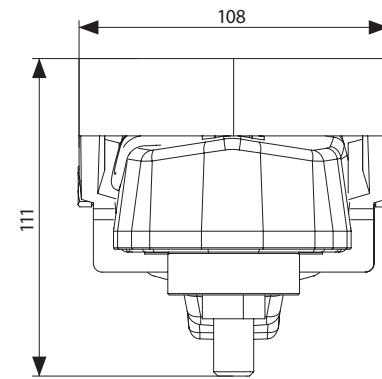
### Standard equipment

Cord set  
1 x Set of spanners



## Angle polisher

# UPH 2-R



- High performance polisher
- Carbon brushes with automatic cut-out
- Safety switch
- Lock-button for fast wheel change
- Increased safety for the user thanks to thermal protection and smooth start
- Digital electronics ensures constant working speed
- Undervoltage protection. Unintentional activation following a voltage interruption, even with the machine on, is impossible
- Outgoing air guided past user at 45°

### Applications

Polisher for light sanding and polishing work on cars, furniture and restoration shops for paint removal. A fine selection of foam and sponge pads, lambs wool bonnets, PSA and standard sandpaper, and nylon brushes are available.



### Technical data




Type	Voltage	Speed	Power input	Plug	Working spindle mm	ID-No.	Mat.-No.
	V	min <sup>-1</sup>	W				
UPH 2-R (230V VDE)	230	700 – 2 000	1 200	VDE	M 14	111 249 01	100 035 365
UPH 2-R (230V SEV)	230	700 – 2 000	1 200	SEV	M 14	111 249 02	100 035 366

**Motor version** Fully insulated single phase motor

### Standard equipment

Cable with standard connector  
Open end wrench SW 17  
Handle

### Accessories and spare parts

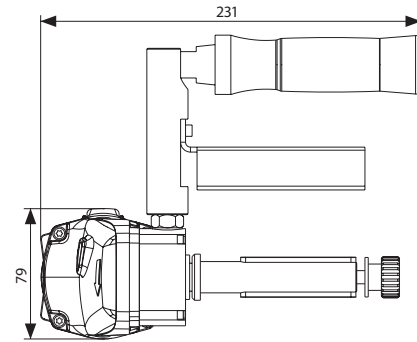
	Type	ID-No.	Mat.-No.		
	<b>Particle protection</b> Particle protection for K-series power tools	450 357 01	100 016 968	1	
	<b>Belt guide</b> Pipe belt guide GSR 65	907 874 00	100 010 352	1	
	Type	Shaft	ID-No.	Mat.-No.	
		mm			
	<b>Spindle</b> FG M 14-19/100	M 14 (i)	907 875 00	100 010 353	1





## Electric drum sander


# UPG 5-R



- Working spindle 19 x 100 mm to take drum sander and flap brushes can be exchanged to M 14
- A selection of drum sander belts as well as flap brushes in A/O, zirconia and non-woven nylon available
- Extremely light
- Increased safety for the user thanks to thermal protection and smooth start
- Digital electronics ensures constant working speed
- Undervoltage protection. Unintentional activation following a voltage interruption, even with the machine on, is impossible
- Outgoing air guided past user at 45°

### Applications

Preparing and finishing – buffing/polishing stainless steel, copper, brass, bronze, aluminum, particularly in food & beverage equipment manufacturers shops, chemical & pharmaceutical industries and general metal fabricators.



### Technical data



Type	Voltage	Speed	Power input	Plug	Working spindle mm	Max. tool diameter	ID-No.	Mat.-No.
	V	min <sup>-1</sup>	W			mm		
UPG 5-R (230V VDE)	230	1800 – 4000	1050	VDE	19 x 100	115	111 234 01	100 035 339
UPG 5-R (230V SEV)	230	1800 – 4000	1050	SEV	19 x 100	115	111 234 02	100 035 340
UPG 5-R (120V USA)	120	1800 – 4000	1050	USA	19 x 100	115	111 235 03	100 035 341

Motor version Fully insulated single phase motor

### Standard equipment

Cord set  
Open end wrench SW 17  
Wheel guard, ø 125 x 100 mm with handle  
Tool holder spindle, ø 19 x 100 mm

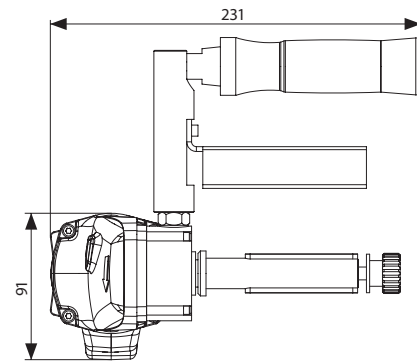
### Accessories Overhung spindles

	Type	Shaft	ID-No.	Mat.-No.	
mm					
	Spindle	FG M 14-19/100	M 14 (i)	907 875 00	100 010 353 1
mm					
	Type	ID-No.	Mat.-No.		
	Belt guide	Pipe belt guide GSR 65	907 874 00	100 010 352	1



Electric drum sander


UPK 5-R



- Working spindle 19 x 100 mm to take drum sander and flap brushes can be exchanged to M 14
- A selection of drum sander belts as well as flap brushes in A/O, zirconia and non-woven nylon available
- Extremely light
- Increased safety for the user thanks to thermal protection and smooth start
- Digital electronics ensures constant working speed
- Undervoltage protection. Unintentional activation following a voltage interruption, even with the machine on, is impossible
- Outgoing air guided past user at 45°

Applications

Preparing and finishing – buffing/polishing stainless steel, copper, brass, bronze, aluminum, particularly in food & beverage equipment manufacturers shops, chemical & pharmaceutical industries and general metal fabricators.



Technical data




Type	Voltage	Speed	Power input	Plug	Working spindle mm	Max. tool diameter	ID-No.	Mat.-No.
	V	min <sup>-1</sup>	W			mm		
UPK 5-R (230V VDE)	230	1800 – 4000	1530	VDE	19 x 100	115	111 236 01	100 035 344
UPK 5-R (230V SEV)	230	1800 – 4000	1530	SEV	19 x 100	115	111 236 02	100 035 345
UPK 5-R (120V USA)	120	1800 – 4000	1340	USA	19 x 100	115	111 237 03	100 035 347

Motor version Fully insulated single phase motor

Standard equipment

- Cord set
- Open end wrench SW 17
- Wheel guard, ø 125 x 100 mm with handle
- Tool holder spindle, ø 19 x 100 mm

Accessories Overhung spindles

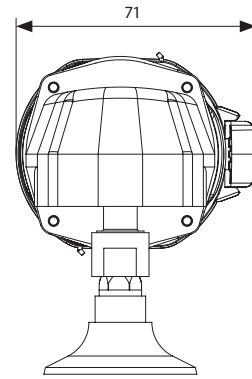
	Type	Shaft	ID-No.	Mat.-No.	
		mm			
	Spindle	FG M 14-19/100	M 14 (i)	907 875 00	100 010 353 1
	Type	ID-No.	Mat.-No.		
	Belt guide	Pipe belt guide GSR 65	907 874 00	100 010 352	1
	Particle protection	Particle protection for K-series power tools	450 357 01	100 016 968	1





# Angle grinder

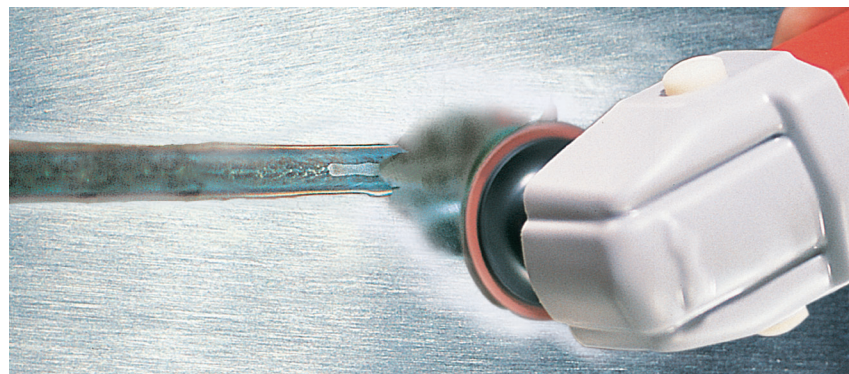
## UWC 20-R



- Working spindle 1/4"- 20 – specially suited for our SUN-fix Grinding systems
- Single-hand angle grinder
- Digital electronics ensures constant working speed
- Undervoltage protection. Unintentional activation following a voltage interruption, even with the machine on, is impossible
- Ergonomically perfected, light and handy, but rugged
- Warning light when carbon brushes are worn: LED (at the back of the black case) lights up as soon as the carbon brushes need changing.

### Applications

For light grinding and polishing works, to deburr etc. Used for difficult access in the car industry.



### Technical data

Type	Voltage	Speed	Power input	Plug	Working spindle INCH	Max. tool diameter	ID-No.	Mat.-No.
	V	min <sup>-1</sup>	W		"	mm		
<b>UWC 20-R (230V VDE)</b>	230	9 000 – 19 000	600	VDE	1/4 – 20	50	111 303 01	100 035 447
<b>UWC 20-R (230V SEV)</b>	230	9 000 – 19 000	600	SEV	1/4 – 20	50	111 303 02	100 035 448

**Motor version** Fully insulated single phase motor

### Standard equipment

Cord set  
Open end wrench SW 14

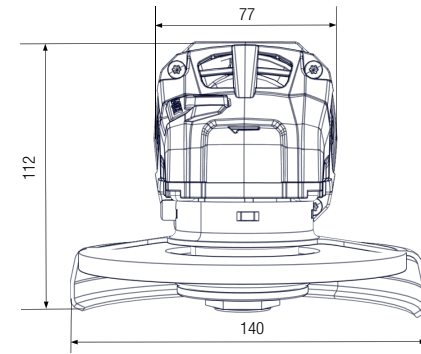
### Accessories

	Type	ID-No.	Mat.-No.	
	Open end wrench	SW 14	037 857 03	100 048 819 1



# Angle grinder

## UWG 11-R



- Digital electronics ensures constant working speed
- Protective cover quick and easy to adjust without tools
- Tool-free and easy disc change
- Undervoltage protection. Unintentional activation following a voltage interruption, even with the machine on, is impossible
- Increased safety for the user thanks to thermal protection and smooth start
- Gear housing can be unscrewed, rotated in 90° steps
- Speed is readjusted under load
- Mechanical decoupling of the drive for safe working should the tool stop unexpectedly

### Applications

For grinding and cutting, using grinding discs and cutting wheels 125 mm ø, surface finishing using elastic backing pad 125 mm ø and fibre discs, weld grinding with flap discs type 27 flat and type 29 convex, descaling with wire cup brushes 70 mm ø.



### Technical data







Type	Voltage	Speed	Power input	Plug	Working spindle mm	Max. tool diameter	ID-No.	Mat.-No.
	V	min <sup>-1</sup>	W			mm		
<b>UWG 11-R (230V VDE)</b>	230	2800 – 10500	1100	VDE	M14	125	111 320 01	100 054 611
<b>UWG 11-R (230V SEV)</b>	230	2800 – 10500	1100	SEV	M14	125	111 320 02	100 054 612
<b>UWG 11-R (240V AUS)</b>	240	2800 – 10500	1100	AUS	M14	125	111 321 04	100 054 613

**Motor version** Fully insulated single phase motor

### Standard equipment

- Antivibration handle
- Cord with plug
- Wheel guard
- Quick clamping nut
- Clamping flange

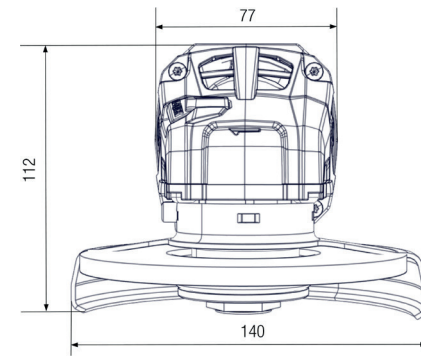
### Accessories and spare parts

	Type	For discs diameter	ID-No.	Mat.-No.	
	<b>Particle protection</b>	<b>Particle protection for angle grinder UWG 11-R</b>		100 053 913	1
	<b>Wheel guard</b>	<b>SH 125 (UWG 11-R / UWK 11-R / AWG 10-R)</b> 125	302 742 00	100 053 950	1
	<b>Antivibration handle</b>	<b>Antivibration handle</b>	302 743 00	100 053 951	1
	<b>Separation hoods clip</b>	<b>TSH Separation guards clip (UWG 11-R / UWK 11-R / AWG 10-R)</b> 125	302 704 00	100 053 912	1
	Type		ID-No.	Mat.-No.	
	<b>Clamping nut compl., M14</b>	<b>SSM Quick clamping nut M14</b>	302 741 00	100 053 949	1
		<b>SF Flange</b>	302 740 00	100 053 948	1



# Angle grinder

## UWK 11-R



- Digital electronics ensures constant working speed
- Protective cover quick and easy to adjust without tools
- Tool-free and easy disc change
- Undervoltage protection. Unintentional activation following a voltage interruption, even with the machine on, is impossible
- Increased safety for the user thanks to thermal protection and smooth start
- Gear housing can be unscrewed, rotated in 90° steps
- Speed is readjusted under load
- Mechanical decoupling of the drive for safe working should the tool stop unexpectedly

### Applications

For grinding and cutting, using grinding discs and cutting wheels 125 mm ø, surface finishing using elastic backing pad 125 mm ø and fibre discs, weld grinding with flap discs type 27 flat and type 29 convex, descaling with wire cup brushes 70 mm ø.



### Technical data








Type	Voltage	Speed	Power input	Plug	Working spindle mm	Max. tool diameter	ID-No.	Mat.-No.
	V	min <sup>-1</sup>	W			mm		
<b>UWK 11-R (230V VDE)</b>	230	2800 – 11000	1700	VDE	M14	125	111 322 01	100 054 614
<b>UWK 11-R (230V SEV)</b>	230	2800 – 11000	1700	SEV	M14	125	111 322 02	100 054 615
<b>UWK 11-R (240 V AUS)</b>	240	2800 – 11000	1700	AUS	M14	125	111 323 04	100 054 616

**Motor version** Fully insulated single phase motor

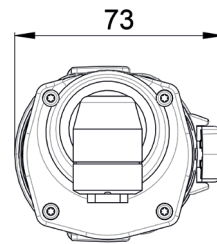
### Standard equipment

- Antivibration handle
- Cord set
- Wheel guard
- Clamping flange
- Quick clamping nut

### Accessories Toolholders

	Type	ID-No.	Mat.-No.			
	<b>SSM Quick clamping nut M14</b>	302 741 00	100 053 949	1		
	<b>Clamping nut compl., M14</b>					
	<b>SF Flange</b>	302 740 00	100 053 948	1		
	Type	For discs diameter mm	ID-No.	Mat.-No.		
	<b>Separation hoods clip</b>	<b>TSH Separation guards clip (UWG 11-R / UWK 11-R / AWG 10-R)</b>	125	302 704 00	100 053 912	1
	<b>Wheel guard</b>	<b>SH 125 (UWG 11-R / UWK 11-R / AWG 10-R)</b>	125	302 742 00	100 053 950	1
	<b>Particle protection</b>	<b>Particle protection for angle grinder UWK 11-R</b>			100 057 197	1
	<b>Antivibration handle</b>	<b>Antivibration handle</b>		302 743 00	100 053 951	1

## Extended angle grinder



# UVC 9-R



- Extended spindle with angle head for reaching hard to reach areas
- Ideal wherever space is tight or access difficult
- Ergonomic shape ensures fatigue-free working
- Undervoltage protection. Unintentional activation following a voltage interruption, even with the machine on, is impossible
- Equipped with overload cut-out
- Tacho variable speed selector, for constant speed
- Electronic soft-start jolt free work
- Warning light when carbon brushes are worn: LED (at the back of the black case) lights up as soon as the carbon brushes need changing.
- Particle protection

### Applications

Food and pharma industry, Engineering, foundries, tool and patternmaking, aircraft construction, aerospace and car industry.



### Technical data

Type	Voltage	Speed	Power input	Plug	Max. tool diameter	ID-No.	Mat.-No.
	V	min <sup>-1</sup>	W		mm		
UVC 9-R (230V VDE)	230	3 800 – 8 500	600	VDE	55		100 054 617
UVC 9-R (230V SEV)	230	3 800 – 8 500	600	SEV	55	111 325 02	100 054 618

Motor version Fully insulated single phase motor

### Standard equipment

- Cord set
- 1 x Collet
- 1 x Set of spanners

### Accessories Collet

Type	Bore mm	Bore INCH	ID-No.	Mat.-No.	
Collets	SPZ 3 mm	3.0	0.12	057 663 01	100 045 270 1
	SPZ 6 mm	6.0	0.24	057 663 03	100 045 272 1
	SPZ 1/8"	3.175	1/8	057 663 02	100 045 271 1

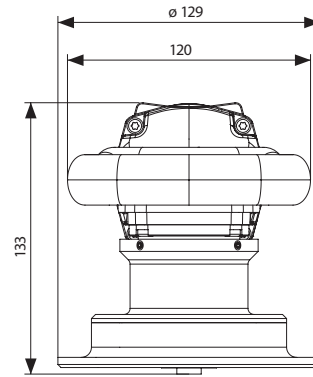
Type	ID-No.	Mat.-No.	
Open end wrench	SW 9	057 701 01	100 045 304 1
	SW 11	057 701 02	100 045 305 1





## Beveling tool


# UEK 10-R



- High-performance drive with control technology and double bearings
- Wide range of milling cutters for different angles and radii
- Radius of milling cutter suitable for bore holes from 22 mm
- Height adjustment of head in 0,5 mm increments with click-in system
- Individual adjustment of chamfer length
- Fast and simple change of milling cutter
- Smooth-running and stable cutting process
- Long service life – less time lost when retrofitting

### Applications

For chamfering and rounding edges on steel and aluminium. Ideal for welding seam, powder coating and paint preparation.



### Technical data





Type	Voltage	Speed	Power input	Plug	ID-No.	Mat.-No.
	V	min-1	W			
<b>UEK 10-R (230V VDE)</b>	230	4 600 – 10 500	1 530	VDE	111 261 01	100 035 398
<b>UEK 10-R (230V SEV)</b>	230	4 600 – 10 500	1 530	SEV	111 261 02	100 035 399
<b>UEK 10-R (120V USA)</b>	120	4 600 – 10 500	1 340	USA	111 262 03	100 035 400


**Motor version** Fully insulated single phase motor

### Standard equipment

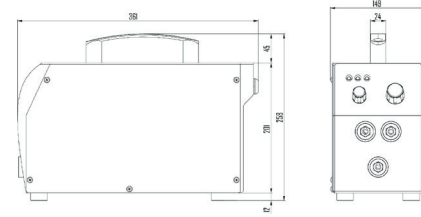
Power cable  
Hexagon key  
In a practical case

### Accessories Beveling heads

	Type	Cutting edges	Router Height	Angle	Radius	max. bevel length	ID-No.	Mat.-No.	
	<b>Radius heads</b>	<b>KE R2</b>	10	8.5	2		912 671 00	100 007 349	1
	Radius heads for steel	<b>KE R3</b>	10	8.5	3		912 672 00	100 007 350	1
		<b>KE R4</b>	10	8.5	4		912 673 00	100 007 351	1
	<b>Radius heads</b>	<b>KE R2 ALU</b>	8	8.5	2		912 892 00	100 007 495	1
	Radius heads for aluminium	<b>KE R3 ALU</b>	8	8.5	3		912 893 00	100 007 496	1
		<b>KE R4 ALU</b>	8	8.5	4		912 894 00	100 007 497	1
	<b>Beveling heads</b>	<b>KE 30-08</b>	10	8.5	30	9.2	912 674 00	100 007 352	1
		<b>KE 30-12</b>	10	12	30	13.9	912 677 00	100 007 355	1
		<b>KE 37-08</b>	10	8.5	37.5	10.1	912 675 00	100 007 353	1
		<b>KE 37-12</b>	10	12	37.5	15.1	912 678 00	100 007 356	1
		<b>KE 45-08</b>	10	8.5	45	11.5	912 676 00	100 007 354	1
	<b>Beveling heads</b>	<b>KE 45-12</b>	10	12	45	16.9	912 679 00	100 007 357	1
		<b>KE 60-12</b>	10	12	60	24	912 683 00	100 007 361	1
		<b>KE 30-08 ALU</b>	8	8.5	30	9.2	912 895 00	100 007 498	1
	<b>KE 45-08 ALU</b>	8	8.5	45	11.5	912 896 00	100 007 499	1	

	Type	ID-No.	Mat.-No.	
	<b>Accessories for Milling cutter</b>	<b>KE GB 08</b>	912 680 00	100 007 358 1
		<b>KE GB 12</b>	912 681 00	100 007 359 1

## Cleaning device BRUSHmax



# BRUSHmax 3.0



- Newest inverter technology, for 24 h constant operation
- Comprehensive range of functions, yet easy to use: Cleaning, Polishing, Marking
- Continuous power regulation: Precise adjustment to the degree
- Low weight and compact size
- A single electrolyte for both applications: Cleaning and polishing
- All in one: Complete set in a practical transport box
- Less consumption of electricity compared to usual devices with transformer
- Protection class: IP 23

### Applications





### Technical data

Type	Voltage	Plug	weight	Protection class	Output current	Technology	Mat.-No.
	V		Kg		A		
BRUSHmax 3.0 VDE (230V)	230	Schuko (Typ F)	7.5	IP23	65	Inverter	101 003 042
BRUSHmax 3.0 SEV (230V)	230	T12 (Typ J)	7.5	IP23	65	Inverter	101 003 044
BRUSHmax 3.0 AUS (240V)	240	Typ I	7.5	IP23	65	Inverter	101 003 045
BRUSHmax 3.0 USA (120V)	120	Typ B	7.5	IP23	65	Inverter	101 003 046

### Accessories BRUSHmax

Type	Mat.-No.	
Cleaning and Polishing Electrolyte SE-70	BRUSHmax SE-70 1L	101 003 130 1
	BRUSHmax SE-70 5L	101 003 131 1
Neutralizer SN-10	BRUSHmax SN-10 1L	101 003 132 1
	BRUSHmax SN-10 5L	101 003 136 1
Marking Set	BRUSHmax Marking Set	101 003 408 1
Marking Fluid MA-80	BRUSHmax MA-80 0.5L	101 003 133 1
	BRUSHmax MA-80 1L	101 003 134 1
BRUSHmax 3.0 handle complete set	BRUSHmax 3.0 handle complete set (3m)	101 003 430 1
	BRUSHmax 3.0 handle complete set (6m)	101 003 433 1
	BRUSHmax 3.0 handle complete set (10m)	101 003 435 1
BRUSHmax extension cable for handle	BRUSHmax extension cable for handle (3m)	101 003 444 1
	BRUSHmax extension cable for handle (6m)	101 003 445 1
	BRUSHmax extension cable for handle 10m	101 003 446 1
BRUSHmax Ground cable	BRUSHmax Ground cable (3 m)	101 003 447 1
	BRUSHmax Ground cable (6 m)	101 003 448 1
BRUSHmax extension for ground cable	BRUSHmax extension for ground cable (3m)	101 003 449 1
	BRUSHmax extension for ground cable (6m)	101 003 441 1
BRUSHmax 3.0 handle, pin, sliding sleeve	BRUSHmax 3.0 handle, pin, sliding sleeve	101 003 440 1
BRUSHmax pin, 45° inclination	BRUSHmax pin, 45° inclination	101 003 434 1
BRUSHmax pin, 90° inclination	BRUSHmax pin, 90° inclination	101 003 432 1
BRUSHmax 3.0 Cleaning Brush	BRUSHmax 3.0 Cleaning Brush (1pc)	101 003 410 1
	BRUSHmax 3.0 Cleaning Brush (10pcs)	101 003 409 1



	Type	Mat.-No.	
	BRUSHmax Cleaning Brush INOX frame (1pc)	101 003 407	1
	<b>BRUSHmax Cleaning Brush INOX frame</b>		
	BRUSHmax Cleaning Brush INOX frame 10pcs	101 003 406	1
	<b>BRUSHmax Cleaning Flat Brush S</b>		
	BRUSHmax Cleaning Flat Brush S (1pc.)	101 003 405	1
	<b>BRUSHmax Cleaning Flat Brush M</b>		
	BRUSHmax Cleaning Flat Brush M (1pc.)	101 003 404	1
	<b>BRUSHmax Double Brush Adapter</b>		
	BRUSHmax Double Brush Adapter	101 003 396	1
	<b>BRUSHmax Quad Brush Adapter</b>		
	BRUSHmax Quad Brush Adapter	101 003 395	1
	<b>BRUSHmax transport trolley</b>		
	BRUSHmax transport trolley	101 003 392	1
	<b>BRUSHmax stainless steel handle holder</b>		
	BRUSHmax stainless steel handle holder	101 003 391	1

## Liquids

### SE-70

#### APPLICATION

Dip the brush into the SE-70 Cleaning & Polishing Electrolyte. Apply the moistened brush to clean / polish the weld. At all times, ensure that the brush and work surface remain wet. Then spray the SN-10 Neutralizer onto the cleaned surface and rinse with clean water.

#### DANGER

#### HAZARD WARNINGS

EUH 210 SAFETY DATA SHEETS AVAILABLE ON REQUEST.  
 H290 May be corrosive to metals.  
 H314 Causes severe skin burns and eye damage. eye damage.  
 H318 Causes serious eye damage.

#### SAFETY INSTRUCTIONS

P260 Do not breathe dust / fume / gas / mist / vapor / aerosol.  
 P301+P330+P331 IF INTOXICATED: Rinse out mouth. DO NOT induce vomiting.  
 P303+P361+P353 In case of contact with skin (or hair): Remove all contaminated clothing immediately Wash skin with water.  
 P305+P351+P338 In case of contact with eyes: Rinse cautiously with water for several minutes. Remove any contact lenses if possible. Continue rinsing  
 P310 Immediately call poison control center or doctor.



#### Content

Content	Mat.-No.	
1L	101 003 130	1
5L	101 003 131	1

### SN-10

#### APPLICATION

Spray the workpiece directly after the cleaning or polishing process with the SN-10. Then rinse the surface with clean water and wipe the workpiece with a clean cloth.

#### ATTENTION

#### HAZARD WARNINGS

EUH 210 SAFETY DATA SHEETS AVAILABLE ON REQUEST.  
 H315 Causes skin irritation.  
 H319 Causes severe eye irritation.

#### SAFETY INSTRUCTIONS





P280 Wear protective gloves / protective clothing / eye protection / face protection.  
 P305+P351+P338 IF IN EYES: Rinse cautiously with water for several minutes. Remove any contact lenses if possible. Continue to rinse.  
 P337 + P313 If eye burn persists: Get medical advice / attention.



#### Content

Content	Mat.-No.	
1L	101 003 132	1
5L	101 003 136	1

### Accessories BRUSHmax

	Type	Mat.-No.	
	pressure pump sprayer	pressure pump sprayer (1.2 L)	101 003 386 1
	spray bottle	spray bottle (0.5 L)	101 003 385 1
	Chemistry Gloves	Chemistry Gloves	101 003 384 1
	Microfiber cloth "Superclean"	Microfiber cloth "Superclean" (40x40mm)	101 003 389 1

# Brushes

## BRUSHmax 3.0 Cleaning Brush



Thread	Frame	Mat.-No.	
M6	Copper	101 003 410	1
M6	Copper	101 003 409	1

## BRUSHmax Cleaning Brush INOX frame



Thread	Frame	Mat.-No.	
M6	INOX	101 003 407	1
M6	INOX	101 003 406	1

## BRUSHmax Cleaning Flat Brush S



Thread	Frame	Mat.-No.	
M6	Copper	101 003 405	1

## BRUSHmax Cleaning Flat Brush M



Thread	Frame	Mat.-No.	
M6	Copper	101 003 404	1

## BRUSHmax Double Brush Adapter



Thread	Material	Mat.-No.	
M6	INOX	101 003 396	1

## BRUSHmax Quad Brush Adapter



Thread	Material	Mat.-No.	
M6	INOX	101 003 395	1

## Cleaning Brush M10 brass



Thread	Frame	Mat.-No.	
M10	Brass	101 003 403	1
M10	Brass	101 003 402	1

## Accessories BRUSHmax

Type	Mat.-No.	
 <b>Copper paste</b> <b>Copper paste</b>	101 003 383	1
 <b>Wire brush "Mini</b> <b>Wire brush "Mini</b>	101 003 388	1





## Cables

### BRUSHmax 3.0 handle complete set



Color	Length	Mat.-No.	
	<b>m</b>		
red	3	101 003 430	1
red	6	101 003 433	1
red	10	101 003 435	1

### BRUSHmax extension cable for handle



Color	Length	Mat.-No.	
	<b>m</b>		
red	3	101 003 444	1
red	6	101 003 445	1
red	10	101 003 446	1

### BRUSHmax Ground cable



Color	Length	Mat.-No.	
	<b>m</b>		
black	3	101 003 447	1
black	6	101 003 448	1

### BRUSHmax extension for ground cable



Color	Length	Mat.-No.	
	<b>m</b>		
black	3	101 003 449	1
black	6	101 003 441	1

### BRUSHmax cable, thread M8



Thread	Color	Length	Mat.-No.	
		<b>m</b>		
M8	red	3	101 003 438	1
M8	red	6	101 003 442	1
M8	red	10	101 003 443	1

## Handles, pins and sleeves

### BRUSHmax 3.0 handle, pin, sliding sleeve



Material	Mat.-No.	
Teflon	101 003 440	1

### BRUSHmax 3.0 pin, sliding sleeve



Material	Mat.-No.	
Teflon	101 003 431	1

### BRUSHmax handle + pin



Material	Mat.-No.	
Teflon	101 003 439	1

### BRUSHmax handle



Material	Mat.-No.	
Teflon	101 003 437	1

### BRUSHmax pin



Material	Length	Mat.-No.	
	<b>mm</b>		
Teflon	85	101 003 436	1

### BRUSHmax 3.0 Sliding sleeve



Material	Mat.-No.	
Teflon	101 003 429	1

BRUSHmax pin, 45° inclination



Material	Mat.-No.	
Teflon	101 003 434	1

BRUSHmax pin, 90° inclination



Material	Mat.-No.	
Teflon	101 003 432	1

Conversion pin M10 female thread+ sleeve



Thread	Material	Mat.-No.	
M10	Teflon	101 003 425	1

Conversion pin M10 female thread



Thread	Material	Length	Mat.-No.	
		mm		
M10	Teflon	100	101 003 426	1

BRUSHmax Double sliding sleeve



Material	Mat.-No.	
Teflon	101 003 428	1

BRUSHmax quadruple sliding sleeve



Material	Mat.-No.	
Teflon	101 003 427	1

Marking / Labeling

MA-80



Content	Mat.-No.	
0.5L	101 003 133	1
1L	101 003 134	1

Marking Set



The set consisting of	Mat.-No.	
1 x marking adapter 1 x marking electrode (34 mm) 1 x MA-80 marking electrolyte (0.5 L) 1 x felt tape for marking 1m 5 x BRUSHmax O-Ring (ø25mm)	101 003 408	1

Custom marking template



Mat.-No.	
101 003 411	1

marking adapter



Mat.-No.	
101 003 412	1

marking electrode



Width	Mat.-No.	
mm		
34	101 003 413	1

Marking felt tape



Length	Dimension	Mat.-No.	
m			
1	60mm x 1000mm x 2mm	101 003 414	1



O-ring



Dimension	Mat.-No.	
Ø25mm	101 003 415	1

Thermal stencil printer



Mat.-No.	
101 003 419	1

stencil paper



Width	Length	Mat.-No.	
mm	m		
100	3	101 003 423	1
100	45	101 003 424	1

Brother P-Touch D600VP labeler



Mat.-No.	
101 003 416	1

Brother P-Touch D800W labeler



Mat.-No.	
101 003 418	1

P-Touch stencil tapes



Width	Length	Mat.-No.	
mm	m		
18	3	101 003 420	1
24	3	101 003 421	1
36	3	101 003 422	1

Workplace

BRUSHmax stainless steel cleaning table



Material	Mat.-No.	
INOX	101 003 394	1

BRUSHmax transport trolley



Material	Dimension	Mat.-No.	
INOX	H69cm x L43cm x B53cm	101 003 392	1

BRUSHmax stainless steel handle holder



Material	Mat.-No.	
INOX	101 003 391	1

Chem mat



Dimension	Mat.-No.	
80cm x 1m	101 003 393	1

## Other accessories

### Liquid container



**Content**

250ml

**Mat.-No.**

101 003 390 1



### pressure pump sprayer



**Content**

1.2L

**Mat.-No.**

101 003 386 1



### spray bottle



**Content**

0.5L

**Mat.-No.**

101 003 385 1



### Chemistry Gloves



**Mat.-No.**

101 003 384 1



### Microfiber cloth "Superclean"



**Dimension**

40mm x 40mm

**Mat.-No.**

101 003 389 1



### Wire brush "Mini"



**Mat.-No.**

101 003 388 1



### Wire brush "Maxi"



**Mat.-No.**

101 003 387 1



### Copper paste



**Mat.-No.**
















101 003 383 1





# **SUHNER®**

## **ADVANCED COMPONENT CREATION**

					
	Switzerland	SUHNER Schweiz AG	Lupfig	abrasive.ch@suhner.com	+41 (0)56 464 28 80
	Switzerland	SUHNER Schweiz AG / Turbo Trim	Lupfig	turbo-trim.ch@suhner.com	+41 (0)56 464 28 80
	Germany	SUHNER Deutschland GmbH	Bad Säckingen	abrasive.de@suhner.com	+49 (0)7761 557 0
	USA	SUHNER USA Inc.	Rome, GA	abrasive.us@suhner.com	+1 (706) 235-8046
	Austria	SUHNER Austria GmbH	Wien	abrasive.at@suhner.com	+43 (0)1 587 16 14
	France	SUHNER France SAS	Ensisheim	abrasive.fr@suhner.com	+33 (0)3 89 82 39 96
	Italy	SUHNER Italia S.r.l.	Zola Predosa (BO)	abrasive.it@suhner.com	+39 0 35 22 06 98
	Australia	SUHNER Pty Ltd.	Silverwater	abrasive.au@suhner.com	+61 (0)2 96 48 58 88
	Mexico	SUHNER México SA de CV	San Juan del Rio	abrasive.mx@suhner.com	+52 427 272 39 78
	India	SUHNER India Pvt. Ltd.	Bangalore	abrasive.in@suhner.com	+91 (0) 80- 27 831108
	China	Suhner (Suzhou) Ind. Techn. Ltd.	Suzhou	abrasive.cn@suhner.com	+86 512 628 77 808

**www.suhner.com**