


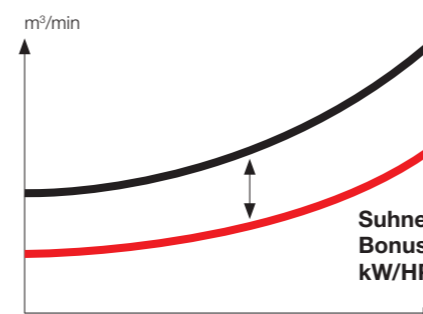
Pneumatic power tools



Air supremacy in tough industrial environment

Suhner pneumatic tools have proved extremely successful in the industrial and handworking fields. They are used in machine fabrication, boiler construction, foundries, tool and mould manufacture and in assembly work. Their design is based on very high output with most economic air consumption. Machines are powered by strongly constructed slide vane motors, providing a most favourable power to weight ratio.

Air consumption



Facts:

Their construction simplifies servicing. Wearing parts can be changed easily and economically. Suhner portable pneumatic tools are quiet with low vibration. The outside housing parts of grinding machines are plastic covered and have good cold insulation properties and manageability. For the efficient operating of pneumatic tools, it is imperative that the air supply be free of condensation and dirt, with a full and constant pressure. Additionally the clean air must pass through an oil mist, to ensure lubrication of the motor and spindle bearings. These requirements are provided by means of a maintenance unit, consisting of filter, pressure regulator and oil mist unit. The working life of pneumatic tools is greatly increased.

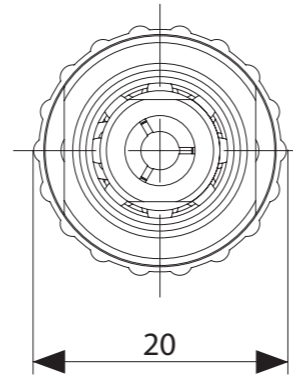



TOP-machines for optional use with or without oil: clean exhaust and breathing air, no oil film on the work piece.



Small straight grinder


LSA 70



- Extremely light and easy to handle. Fits the hand light as a pencil
- Straight grinder, air exhaust forwards for a gleaming finish

Applications

Fine milling, grinding, engraving and polishing, especially for tool and patternmaking, aircraft construction and reworking of 3D-printed objects.





Technical data

Type	Idling speed	Air consumption idling	Power	Connection for casing sockets and couplings	Collet mm	Collet inch	ID-No.	Mat.-No.
	min ⁻¹	m ³ /min	W	"				
LSA 70	80 000	0.220	75	R 1/8	3		112 044 01	100 035 606
LSA 70 (1/8" USA)	80 000	0.220	75	R 1/8		1/8	112 044 02	100 035 607

Standard equipment

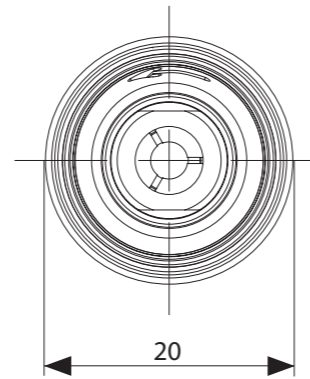
1 x Spanner set
1 x Collet
Slide valve

Accessories

	Type	ID-No.	Mat.-No.	
	Open end wrench	SW 8	037 857 06	100 048 822 1
	Collets	SPZ 3 mm	014 913 02	100 051 830 1
		SPZ 1/8"	014 913 03	100 051 831 1
		SPZ 3/32	014 913 01	100 051 829 1

Small straight grinder with silencing


LSA 79



- The high-performance, silent „pencil grinder“ with the 110W multi-disc motor
- Elastic mounting, low vibration
- Extremely light and easy to handle. Fits the hand light as a pencil

Applications

Fine milling, grinding, engraving and polishing, especially for tool and patternmaking, aircraft construction and reworking of 3D-printed objects.







Technical data


Type	Idling speed	Air consumption idling	Power	Air supply hose diameter	Collet mm	Collet inch	ID-No.	Mat.-No.
	min ⁻¹	m ³ /min	W	mm				
LSA 79	77 000	0.310	110	5-6	3		112 045 01	100 035 609
LSA 79 (1/8" USA)	77 000	0.310	110	5-6		1/8	112 045 02	100 035 610

Standard equipment

- 1 x Collet
- 1 x Spanner set
- Supply and exhaust hose
- Rotary valve

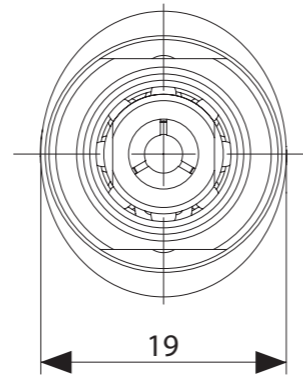
Accessories

	Type	ID-No.	Mat.-No.	
	Wrench	Wrench LSA 79	300 988 00	100 024 819 1
	Open end wrench	SW 8	037 857 06	100 048 822 1
	Supply hose complete	Supply air hose compl.	057 123 01	100 046 145 1
	Exhaust hose complete	AS 15 MM 0,33 M	907 231 00	100 010 258 1

	Type	Bore mm	Bore INCH	ID-No.	Mat.-No.	
	Collets	SPZ 3 mm	3	0.12	014 913 02	100 051 830 1
		SPZ 3/32	2.34	1/8	014 913 01	100 051 829 1
		SPZ 1/8"	3.175	1/8	014 913 03	100 051 831 1

Small straight grinder with silencing


LSA 81




- Extremely light and easy to handle. Fits the hand light as a pencil
- Rear exhaust with silencer incorporated in hose

Applications

Fine milling, grinding, engraving and polishing, especially for tool and patternmaking, aircraft construction.






Technical data


Type	Idling speed	Air consumption idling	Power	Air supply hose diameter	Collet mm	Collet inch	ID-No.	Mat.-No.
	min ⁻¹	m ³ /min	W	mm				
LSA 81	80 000	0.200	75	5-6	3		057 070 01	100 046 114
LSA 81 (1/8" USA)	80 000	0.200	75	5-6		1/8	057 070 03	100 046 116
 LSA 81 Set	80 000	0.200	75	5-6	3		112 213 02	100 035 616

Standard equipment

1 × Collet
 1 × Spanner set
 Supply and exhaust hose
 Rotary valve
 LSA 81 set consisting of: Miniature straight grinder plus 6 miniature carbide burrs (types as cutter set II, tothing N).

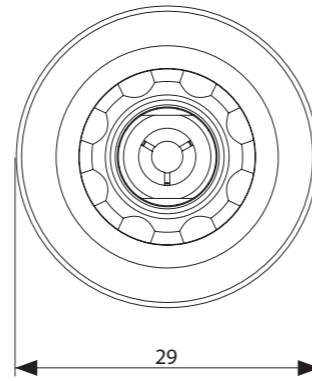
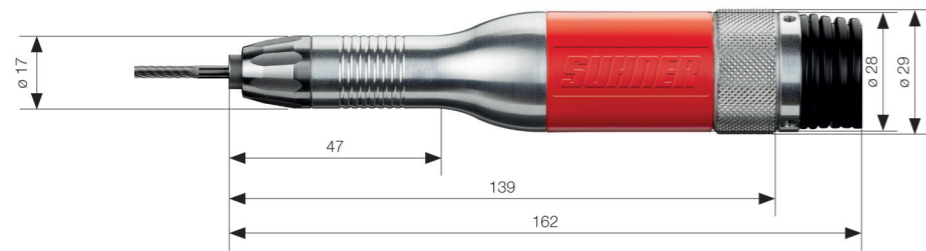
Accessories

Type	ID-No.	Mat.-No.	
 Open end wrench	SW 8	037 857 06	100 048 822 1
 Supply hose complete	Supply air hose compl.	057 123 01	100 046 145 1
 Exhaust hose complete	AS 15 MM 0,33 M	907 231 00	100 010 258 1

Type	Bore mm	Bore INCH	ID-No.	Mat.-No.	
 Collets	SPZ 3 mm	3	0.12	014 913 02	100 051 830 1
	SPZ 1/8"	3.175	1/8	014 913 03	100 051 831 1
	SPZ 3/32	2.34	1/8	014 913 01	100 051 829 1

Turbine straight grinder

LSB 90-TOP



- Centrifugal governor for achieving constant speeds under load
- Short stopping time thanks to active brake
- Very low noise and vibration
- TOP-Technology for Oilfree Power: for optional use with or without oil, clean exhaust and breathing air, no oil film on the work piece



Applications

Fine milling, grinding, engraving and polishing, especially for tool and patternmaking, aircraft construction and reworking of 3D-printed objects.





Technical data


Type	Idling speed	Air consumption idling	Power	Air supply hose diameter	Collet mm	Collet inch	ID-No.	Mat.-No.
	min ⁻¹	m ³ /min	W	mm				
LSB 90-TOP	92 000	0.290	220	8	3		112 049 01	100 035 613
LSB 90-TOP (USA)	92 000	0.290	220	8		1/8	112 049 02	100 035 614

Standard equipment

- 1 x Collet
- 1 x Spanner set
- Supply and exhaust hose
- Rotary valve

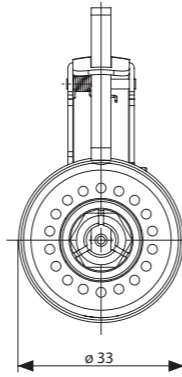
Accessories

	Type	ID-No.	Mat.-No.	
	Open end wrench	SW 8	037 857 06	100 048 822 1
	Exhaust hose complete	Exhaust air hose	097 405 01	100 040 042 50

	Type	Bore mm	Bore INCH	ID-No.	Mat.-No.	
	Collets	SPZ 3 mm	3	0.12	014 913 02	100 051 830 1
		SPZ 1/8"	3.175	1/8	014 913 03	100 051 831 1
		SPZ 3/32	2.34	1/8	014 913 01	100 051 829 1

Straight grinder with front exhaust

LSB 20



- Powerful straight grinders
- Rugged, handy, modular design
- Front exhaust

Applications

Aerospace industry, aircraft maintenance, mold and die shops, metalworking industry etc. using mounted points, burs, square & cross pads, sanding stars, cartridge rolls, end brushes.






Technical data


Type	Idling speed	Air consumption idling	Power	Air supply hose diameter	Collet mm	Collet inch	ID-No.	Mat.-No.
	min ⁻¹	m ³ /min	W	mm				
LSB 20	24 000	0.660	270	8	6		059 320 01	100 054 372
LSB 20 (1/4" USA)	24 000	0.660	270	8		1/4	059 320 02	100 054 373

Standard equipment

1 x Collet,
1 x Open end wrenches SW 11 and SW 14
Combi valve


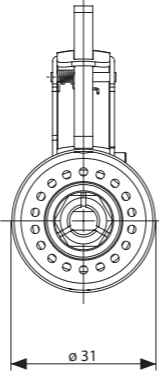
Accessories

	Type	ID-No.	Mat.-No.	
	SW 11	037 857 01	100 048 817	1
	SW 14	037 857 03	100 048 819	1
	Supply hose complete	ZS 8 mm x 2 m	907 178 00	100 010 247 1

	Type	Bore mm	Bore INCH	ID-No.	Mat.-No.	
	SPZ 3 mm	3.0	0.12	050 325 03	100 047 503	1
	SPZ 6 mm	6.0	0.24	050 325 01	100 047 501	1
	SPZ 8 mm	8.0	0.32	050 325 17	100 047 509	1
	SPZ 1/4"	6.4	1/4	050 325 02	100 047 502	1
	SPZ 1/8"	3.175	1/8	050 325 04	100 047 504	1

Straight grinder with front exhaust

LSB 35



- Powerful straight grinders
- Rugged, handy, modular design
- Front exhaust

Applications

Aerospace industry, aircraft maintenance, mold and die shops, metalworking industry etc. using mounted points, burs, square & cross pads, sanding stars, cartridge rolls, end brushes.






Technical data


Type	Idling speed	Air consumption idling	Power	Air supply hose diameter	Collet mm	Collet inch	ID-No.	Mat.-No.
	min ⁻¹	m ³ /min	W	mm				
LSB 35	40 000	0.600	220	8	6		059 350 01	100 054 417
LSB 35 (1/4" USA)	40 000	0.600	220	8		1/4	059 350 02	100 043 937

Standard equipment

1 x Collet,
1 x Open end wrenches SW 11 and SW 14
Combi valve

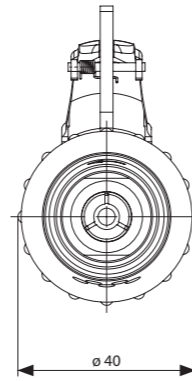

Accessories

	Type	ID-No.	Mat.-No.	
	Open end wrench	SW 11	037 857 01	100 048 817 1
		SW 14	037 857 03	100 048 819 1
	Supply hose complete	ZS 8 mm x 2 m	907 178 00	100 010 247 1

	Type	Bore mm	Bore INCH	ID-No.	Mat.-No.	
	SPZ 3 mm	3.0	0.12	050 325 03	100 047 503	1
	SPZ 6 mm	6.0	0.24	050 325 01	100 047 501	1
	SPZ 8 mm	8.0	0.32	050 325 17	100 047 509	1
	SPZ 1/4"	6.4	1/4	050 325 02	100 047 502	1
	SPZ 1/8"	3.175	1/8	050 325 04	100 047 504	1

Straight grinder with front exhaust


LSC 20



- Powerful straight grinder
- Very rugged construction
- Heavy duty spindle bearings
- Very slim shape
- Insulated housing avoids cold hands
- Optimum ratio between power and airconsumption

Applications

Engineering, foundries, tool and patternmaking, aircraft construction and car industry, for use with grinding points and bobs, tungsten carbide cutters, also wire brushes.





Technical data


Type	Idling speed	Air consumption idling	Power	Connection for casing sockets and couplings	Air supply hose diameter	Collet mm	Collet inch	ID-No.	Mat.-No.
	min ⁻¹	m ³ /min	W	"	mm		"		
LSC 20	25 000	0.730	350	R 3/8	8	6		047 381 01	100 049 391
LSC 20 (1/4" USA)	25 000	0.730	350	R 3/8	8		1/4	047 381 07	100 049 396

Standard equipment

- 1 x Collet,
- 1 x Spanner set
- 1 x Open end wrenches SW 9 and SW 11
- Lever valve

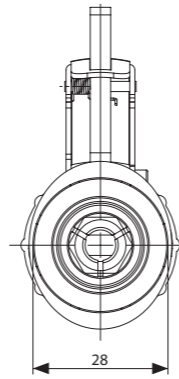
Accessories

	Type	ID-No.	Mat.-No.	
	Open end wrench	SW 14	037 857 03	100 048 819 1
		SW 18	037 857 04	100 048 820 1
	Supply hose complete	ZS 6mm 3 M	906 778 00	100 010 085 1

	Type	Bore mm	Bore INCH	ID-No.	Mat.-No.	
	SPZ 3 mm	3.0	0.12	014 909 12	100 051 812	1
	SPZ 8 mm	8.0	0.32	014 909 23	100 051 823	1
	SPZ 3/32"	2.34	3/32	014 909 09	100 051 810	1
	SPZ 6 mm	6.0	0.24	014 909 19	100 051 819	1
	SPZ 1/4"	6.4	1/4	014 909 26	100 051 826	1
	SPZ 1/8"	3.175	1/8	014 909 27	100 051 827	1

Straight grinder

LSB 44



- Powerful straight grinder with vane motor
- State of the art design with operator ergonomics Suhner
- Rear exhaust with integral silencer

Applications

Engineering, foundries, tool and patternmaking, aircraft construction, aerospace and car industry for use with grinding points and tungsten carbide burrs and reworking of 3D-printed objects.



Technical data

Type	Idling speed min ⁻¹	Air consumption idling m ³ /min	Power W	Air supply hose diameter mm	Collet mm	Collet inch	ID-No.	Mat.-No.
LSB 44	44 000	0.600	250	8	6		059 330 01	100 054 405
LSB 44 (1/4" USA)	44 000	0.600	250	8		1/4	059 330 02	100 054 406

Standard equipment

1 x Collet,
1 x Open end wrenches SW 11 and SW 14
Supply and exhaust hose
Combi valve

Accessories

	Type	ID-No.	Mat.-No.	
	Open end wrench	SW 11	037 857 01	100 048 817 1
		SW 14	037 857 03	100 048 819 1
	Supply hose complete	ZS 8 mm x 2 m	907 178 00	100 010 247 1
	Exhaust hose complete	AS 21/25 0,75 m	907 179 00	100 010 248 1

	Type	Bore mm	Bore INCH	ID-No.	Mat.-No.	
	Collets	SPZ 3 mm	3.0	0.12	050 325 03	100 047 503 1
		SPZ 6 mm	6.0	0.24	050 325 01	100 047 501 1
		SPZ 8 mm	8.0	0.32	050 325 17	100 047 509 1
		SPZ 1/4"	6.4	1/4	050 325 02	100 047 502 1
		SPZ 1/8"	3.175	1/8	050 325 04	100 047 504 1



Straight grinder

LSB 44 E



- Powerful straight grinder with vane motor
- State of the art design with operator ergonomics Suhner
- Rear exhaust with integral silencer
- Resilient bearing

Applications

Engineering, foundries, tool and patternmaking, aircraft construction, aerospace and car industry for use with grinding points and tungsten carbide burrs and reworking of 3D-printed objects.







Technical data


Type	Idling speed	Air consumption idling	Power	Air supply hose diameter	Collet mm	ID-No.	Mat.-No.
	min ⁻¹	m ³ /min	W	mm			
LSB 44-E	44 000	0.600	250	8	6	059 230 01	100 045 161

Standard equipment

1 x Collet,
1 x Open end wrenches SW 11 and SW 14
Supply and exhaust hose
Rotary valve

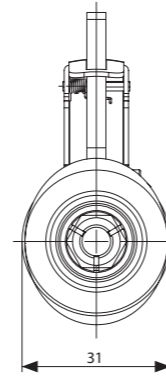
Accessories

	Type	ID-No.	Mat.-No.	
	Open end wrench	SW 11	037 857 01	100 048 817 1
		SW 14	037 857 03	100 048 819 1
	Supply hose complete	ZS 8 mm x 2 m	907 178 00	100 010 247 1
	Exhaust hose complete	AS 21/25 0,75 m	907 179 00	100 010 248 1

	Type	Bore mm	Bore INCH	ID-No.	Mat.-No.	
	Collets	SPZ 3 mm	3.0	0.12	050 325 03	100 047 503 1
		SPZ 6 mm	6.0	0.24	050 325 01	100 047 501 1
		SPZ 8 mm	8.0	0.32	050 325 17	100 047 509 1
		SPZ 1/4"	6.4	1/4	050 325 02	100 047 502 1
		SPZ 1/8"	3.175	1/8	050 325 04	100 047 504 1

Straight grinder

LSC 10-2



- Flexible exhaust hose
- Rear exhaust with integral silencer
- Modern design and ergonomically shaped grip by Suhner
- Extremely quiet and portable
- Low speed working for grinding with non-woven products and flap wheels

Applications

Engineering, foundries, tool and patternmaking, aircraft construction, aerospace and car industry.







Technical data


Type	Idling speed	Air consumption idling	Power	Air supply hose diameter	Collet mm	Collet inch	ID-No.	Mat.-No.
	min ⁻¹	m ³ /min	W	mm	"			
LSC 10-2	8 600	0.800	350	8	6		112 036 01	100 035 592
LSC 10-2 (1/4" USA)	8 600	0.800	350	8		1/4	112 036 02	100 035 593

Standard equipment

- 1 x Collet
- 1 x Open end wrenches SW 11 and SW 14
- Supply and exhaust hose
- Lever valve

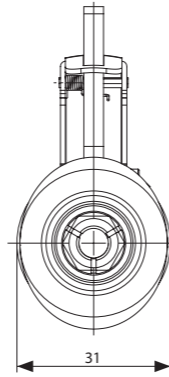
Accessories

	Type	ID-No.	Mat.-No.	
	Open end wrench	SW 11	037 857 01	100 048 817 1
		SW 14	037 857 03	100 048 819 1
	Supply hose complete	ZS 8 mm x 2 m	907 178 00	100 010 247 1
	Exhaust hose complete	AS kompl. DL B/C (1'000 mm)	300 059 68	100 026 406 1
	Clamp for exhaust hose	Clamp for exhaust hose	300 059 67	100 026 405 1

	Type	Bore mm	Bore INCH	ID-No.	Mat.-No.	
	Collets	SPZ 3 mm	3.0	0.12	050 325 03	100 047 503 1
		SPZ 6 mm	6.0	0.24	050 325 01	100 047 501 1
		SPZ 8 mm	8.0	0.32	050 325 17	100 047 509 1
		SPZ 1/4"	6.4	1/4	050 325 02	100 047 502 1
		SPZ 1/8"	3.175	1/8	050 325 04	100 047 504 1

Straight grinder


LSB 14/25
LSC 20-2 / 35



- Flexible exhaust hose
- Rear exhaust with integral silencer
- Modern design and ergonomically shaped grip by Suhner
- Extremely quiet and portable
- Resilient bearing
- Governor control (except LSC 35) for constant speed under load and low air consumption

Applications

Engineering, foundries, tool and patternmaking, aircraft construction, aerospace and car industry.



Technical data

Type	Idling speed min ⁻¹	Air consumption idling m ³ /min	Power W	Air supply hose diameter mm	Collet mm	Collet inch	ID-No.	Mat.-No.
LSB 14	14 000	0.200	250	8	6		112 042 01	100 035 602
LSB 14 (1/4" USA)	14 000	0.200	250	8		1/4	112 042 02	100 035 603
LSB 25	25 000	0.330	250	8	6		112 019 01	100 035 554
LSB 25 (1/4" USA)	25 000	0.330	250	8		1/4	112 019 02	100 035 555
LSC 20-2	20 000	0.280	350	8	6		112 028 01	100 035 569
LSC 20-2 (1/4" USA)	20 000	0.280	350	8		1/4	112 028 02	100 035 570
LSC 35	35 000	0.800	350	8	6		112 029 01	100 035 571
LSC 35 (1/4" USA)	35 000	0.800	350	8		1/4	112 029 02	100 035 572

Standard equipment

- 1 x Collet,
- 1 x Open end wrenches SW 11 and SW 14
- Supply and exhaust hose
- Lever valve

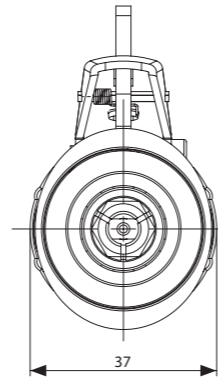
Accessories

	Type	ID-No.	Mat.-No.	
	Open end wrench	SW 11	037 857 01	100 048 817 1
		SW 14	037 857 03	100 048 819 1
	Supply hose complete	ZS 8 mm x 2 m	907 178 00	100 010 247 1
	Exhaust hose complete	AS kompl. DL B/C (1'000 mm)	300 059 68	100 026 406 1
	Clamp for exhaust hose	Clamp for exhaust hose	300 059 67	100 026 405 1

	Type	Bore mm	Bore INCH	ID-No.	Mat.-No.	
	Collets	SPZ 3 mm	3.0	0.12	050 325 03	100 047 503 1
		SPZ 6 mm	6.0	0.24	050 325 01	100 047 501 1
		SPZ 8 mm	8.0	0.32	050 325 17	100 047 509 1
		SPZ 1/4"	6.4	1/4	050 325 02	100 047 502 1
		SPZ 1/8"	3.175	1/8	050 325 04	100 047 504 1

Straight grinder

LSC 23-TOP/ 28



- Powerful straight grinders despite small size
- Modern design and ergonomically shaped grip by Suhner
- Rear exhaust with integral silencer
- Scratch-resistant, insulated housing, also in valve area, avoids cold hands
- Low weight for fatigue-free continuous use
- Safety lever throttle
- TOP-Technology for Oilfree Power: for optional use with or without oil, clean exhaust and breathing air, no oil film on the work piece (LSC 23 TOP)



Applications

Engineering, foundries, tool and patternmaking, aircraft construction, aerospace and car industry, for use with grinding points and tungsten carbide burrs.







Technical data


Type	Idling speed min ⁻¹	Air consumption idling m ³ /min	Power W	Air supply hose diameter mm	Collet mm	Collet inch	ID-No.	Mat.-No.
LSC 23-TOP	24 000	0.790	330	8	6		052 373 41	100 046 894
LSC 23-TOP (1/4" USA)	24 000	0.790	330	8		1/4	052 373 47	100 046 897
LSC 28	28 000	0.820	370	8	6		052 373 01	100 046 861
LSC 28 (1/4" USA)	28 000	0.820	370	8		1/4	052 373 22	100 046 882

Standard equipment

1 x Collet,
1 x Open end wrenches SW 11 and SW 14
Supply and exhaust hose
Lever valve

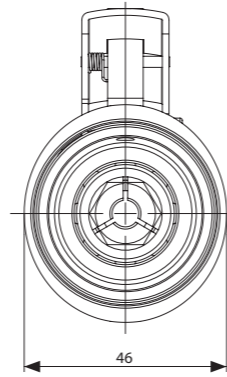
Accessories

	Type	ID-No.	Mat.-No.	
	Open end wrench	SW 11	037 857 01	100 048 817 1
		SW 14	037 857 03	100 048 819 1
	Supply hose complete	ZS 8 mm x 2 m	907 178 00	100 010 247 1
	Exhaust hose complete	AS 29/33 0,75 m	907 186 00	100 010 255 1

	Type	Bore mm	Bore INCH	ID-No.	Mat.-No.	
	Collets	SPZ 3 mm	3.0	0.12	050 325 03	100 047 503 1
		SPZ 6 mm	6.0	0.24	050 325 01	100 047 501 1
		SPZ 8 mm	8.0	0.32	050 325 17	100 047 509 1
		SPZ 1/4"	6.4	1/4	050 325 02	100 047 502 1
		SPZ 1/8"	3.175	1/8	050 325 04	100 047 504 1

Straight grinder

LSE 18-TOP LSG 16/20



- Powerful straight grinders
- State of the art design with operator ergonomics Suhner
- Scratch-resistant, insulated housing, also in valve area, avoids cold hands
- Rear exhaust with integral silencer
- TOP-Technology for Oilfree Power: for optional use with or without oil (LSE 18 – TOP)



Applications

Ideal for the cleaning and finishing room of foundries and forges, with refractories, and all metalworking applications for deburring, grinding, snagging.



Technical data

Type	Idling speed min ⁻¹	Air consumption idling m ³ /min	Power W	Air supply hose diameter mm	Collet mm	Collet inch	ID-No.	Mat.-No.
LSE 18-TOP	20 000	1.300	600	9	6		057 560 10	100 046 523
LSE 18-TOP (1/4" USA)	20 000	1.300	600	9		1/4	057 560 11	100 046 524
LSG 16	17 000	0.600	900	9	6		112 001 01	100 035 472
LSG 16 (1/4" USA)	17 000	0.600	900	9		1/4	112 001 02	100 035 473
LSG 20	20 500	0.960	900	9	6		112 002 01	100 035 474
LSG 20 (1/4" USA)	20 500	0.960	900	9		1/4	112 002 02	100 035 475

Standard equipment

- 1 x Collet,
- 1 x Open end wrenches SW 14 and SW 17
- Supply and exhaust hose
- Lever valve

Accessories

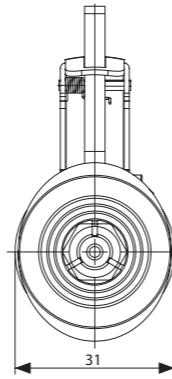
	Type	ID-No.	Mat.-No.	
	Hex. key	SK 6	027 855 04	100 050 743 1
	Open end wrench	SW 14	037 857 03	100 048 819 1
		SW 17	037 857 07	100 048 823 1
	Supply hose complete	ZS 9 mm x 3 m	907 986 00	100 010 408 1
	Exhaust hose complete	AS 9-10 3,0 M	057 669 01	100 045 281 1

	Type	ID-No.	Mat.-No.	
	Spindle	SPG 26	057 833 01	100 045 434 1

	Type	Bore mm	Bore INCH	ID-No.	Mat.-No.	
	SPZ 6 mm	6	0.24	052 034 02	100 046 669	1
	SPZ 8 mm	8	0.32	052 034 05	100 046 672	1
	SPZ 10 mm	10	0.39	052 034 07	100 046 673	1
	SPZ 1/4"	6.4	1/4	052 034 03	100 046 670	1
	SPZ 3/8"	9.5	3/8	052 034 09	100 046 674	1

Extended spindle straight grinder


LLC 4-2



- Flexible exhaust hose
- Rear exhaust with integral silencer
- Modern design and ergonomically shaped grip by Suhner
- Extremely quiet and portable
- Resilient bearing
- Governor control for constant speed under load and low air consumption
- Low speed working for grinding with non-woven products and polishing discs

Applications

Engineering, foundries, tool and patternmaking, aircraft construction, aerospace and car industry.



Technical data

Type	Idling speed	Air consumption idling	Power	Air supply hose diameter	Collet mm	Collet inch	ID-No.	Mat.-No.
	min ⁻¹	m ³ /min	W	mm	"			
LLC 4-2	4600	0.220	320	8	6		112 037 01	100 035 594
LLC 4-2 (1/4" USA)	4600	0.220	320	8		1/4	112 037 02	100 035 595

Standard equipment

- 1 x Collet,
- 1 x Open end wrenches SW 11 and SW 14
- Supply and exhaust hose
- Lever valve


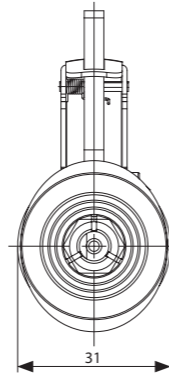
Accessories

	Type	ID-No.	Mat.-No.	
	Open end wrench	SW 11	037 857 01	100 048 817 1
		SW 14	037 857 03	100 048 819 1
	Supply hose complete	ZS 8 mm x 2 m	907 178 00	100 010 247 1
	Exhaust hose complete	AS kompl. DL B/C (1'000 mm)	300 059 68	100 026 406 1
	Clamp for exhaust hose	Clamp for exhaust hose	300 059 67	100 026 405 1

	Type	Bore mm	Bore INCH	ID-No.	Mat.-No.	
	Collets	SPZ 3 mm	3.0	0.12	050 325 03	100 047 503 1
		SPZ 6 mm	6.0	0.24	050 325 01	100 047 501 1
		SPZ 8 mm	8.0	0.32	050 325 17	100 047 509 1
		SPZ 1/4"	6.4	1/4	050 325 02	100 047 502 1
		SPZ 1/8"	3.175	1/8	050 325 04	100 047 504 1

Extended spindle straight grinder

LLC 20/35



- Flexible exhaust hose
- Rear exhaust with integral silencer
- Modern design and ergonomically shaped grip by Suhner
- Extremely quiet and portable
- Resilient bearing
- Governor control (LLC 20) for constant speed under load and low air consumption

Applications

Engineering, foundries, tool and patternmaking, aircraft construction, aerospace and car industry.



Technical data

Type	Idling speed min ⁻¹	Air consumption idling m ³ /min	Power W	Air supply hose diameter mm	Collet mm	Collet inch	ID-No.	Mat.-No.
LLC 35	35 000	0.280	350	8	6	"	112 020 01	100 035 556
LLC 35 (1/4" USA)	35 000	0.280	350	8		1/4	112 020 02	100 035 557
LLC 20	20 000	0.800	350	8	6		112 030 01	100 035 573
LLC 20 (1/4" USA)	20 000	0.800	350	8		1/4	112 030 02	100 035 574

Standard equipment

- 1 x Collet,
- 1 x Open end wrenches SW 11 and SW 14
- Supply and exhaust hose
- Lever valve


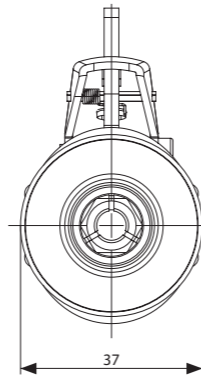
Accessories

	Type	ID-No.	Mat.-No.	
	Open end wrench	SW 11	037 857 01	100 048 817 1
		SW 14	037 857 03	100 048 819 1
	Supply hose complete	ZS 8 mm x 2 m	907 178 00	100 010 247 1
	Exhaust hose complete	AS kompl. DL B/C (1'000 mm)	300 059 68	100 026 406 1
	Clamp for exhaust hose	Clamp for exhaust hose	300 059 67	100 026 405 1

	Type	Bore mm	Bore INCH	ID-No.	Mat.-No.	
	Collets	SPZ 3 mm	3.0	0.12	050 325 03	100 047 503 1
		SPZ 6 mm	6.0	0.24	050 325 01	100 047 501 1
		SPZ 8 mm	8.0	0.32	050 325 17	100 047 509 1
		SPZ 1/4"	6.4	1/4	050 325 02	100 047 502 1
		SPZ 1/8"	3.175	1/8	050 325 04	100 047 504 1

Extended spindle straight grinder

LLC 4-TOP




- Powerful straight grinders
- State of the art design with operator ergonomics Suhner
- Scratch-resistant, insulated housing, also in valve area, avoids cold hands
- Rear exhaust with integral silencer
- Extended straight grinder LLC with resilient spindle bearing
- Low speed working for grinding with non-woven products and polishing discs
- TOP-Technology for Oilfree Power: for optional use with or without oil, clean exhaust and breathing air, no oil film on the work piece



Applications

Fine milling, grinding, engraving and polishing, especially for tool and patternmaking, aircraft construction.







Technical data


Type	Idling speed	Air consumption idling	Power	Air supply hose diameter	Collet mm	Collet inch	ID-No.	Mat.-No.
	min ⁻¹	m ³ /min	W	mm	"			
LLC 4-TOP	4 000	0.790	330	8	6		052 373 75	100 046 918
LLC 4-TOP (1/4" USA)	4 000	0.790	330	8		1/4	052 373 79	100 046 922

Standard equipment

- 1 x Collet,
- 1 x Open end wrenches SW 11 and SW 14
- Supply and exhaust hose
- Lever valve


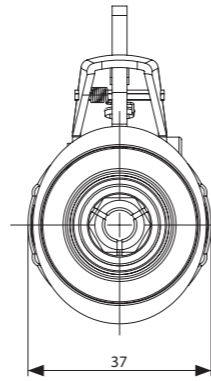
Accessories

	Type	ID-No.	Mat.-No.	
	Hex. key	SK 2	027 855 17	100 050 748 1
	Open end wrench	SW 11	037 857 01	100 048 817 1
		SW 14	037 857 03	100 048 819 1
	Supply hose complete	ZS 8 mm x 2 m	907 178 00	100 010 247 1

	Type	Bore mm	Bore INCH	ID-No.	Mat.-No.	
	Collets	SPZ 3 mm	3.0	0.12	050 325 03	100 047 503 1
		SPZ 6 mm	6.0	0.24	050 325 01	100 047 501 1
		SPZ 8 mm	8.0	0.32	050 325 17	100 047 509 1
		SPZ 1/4"	6.4	1/4	050 325 02	100 047 502 1
		SPZ 1/8"	3.175	1/8	050 325 04	100 047 504 1

Extended spindle straight grinder

LLC 23-TOP/ 28



- Powerful straight grinders
- State of the art design with operator ergonomics Suhner
- Scratch-resistant, insulated housing, also in valve area, avoids cold hands
- Rear exhaust with integral silencer
- Extended straight grinder LLC with resilient spindle bearing
- TOP-Technology for Oilfree Power: for optional use with or without oil, clean exhaust and breathing air, no oil film on the work piece (LLC 23 TOP)



Applications

Engineering, foundries, tool and patternmaking, aircraft construction, aerospace and car industry.



Technical data

Type	Idling speed min ⁻¹	Air consumption idling m ³ /min	Power W	Air supply hose diameter mm	Collet mm	Collet inch	ID-No.	Mat.-No.
LLC 23-TOP	24 000	0.790	330	8	6	"	052 373 42	100 046 895
LLC 23-TOP (1/4" USA)	24 000	0.790	330	8		1/4	052 373 48	100 046 898
LLC 28	28 000	0.820	370	8	6		052 373 03	100 046 863
LLC 28 (1/4" USA)	28 000	0.820	370	8		1/4	052 373 24	100 046 884

Standard equipment

1 x Collet,
1 x Open end wrenches SW 11 and SW 14
Supply and exhaust hose
Lever valve


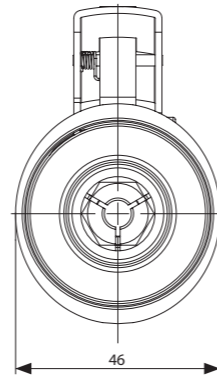
Accessories

	Type	ID-No.	Mat.-No.	
	Hex. key	SK 2	027 855 17	100 050 748 1
	Open end wrench	SW 11	037 857 01	100 048 817 1
		SW 14	037 857 03	100 048 819 1
	Supply hose complete	ZS 8 mm x 2 m	907 178 00	100 010 247 1
	Exhaust hose complete	AS 29/33 0,75 m	907 186 00	100 010 255 1

	Type	Bore mm	Bore INCH	ID-No.	Mat.-No.	
	Collets	SPZ 3 mm	3.0	0.12	050 325 03	100 047 503 1
		SPZ 6 mm	6.0	0.24	050 325 01	100 047 501 1
		SPZ 8 mm	8.0	0.32	050 325 17	100 047 509 1
		SPZ 1/4"	6.4	1/4	050 325 02	100 047 502 1
		SPZ 1/8"	3.175	1/8	050 325 04	100 047 504 1

Extended spindle straight grinder

LLE 12/18-TOP LLG 16/20



- Powerful straight grinders
- State of the art design with operator ergonomics Suhner
- Scratch-resistant, insulated housing, also in valve area, avoids cold hands
- Rear exhaust with integral silencer
- Handy straight and die grinders, convertible to small wheel grinders with 4" wheel guard SH and mandrel SPG, plug wheel grinder with STF arbors.
- TOP-Technology for Oilfree Power: for optional use with or without oil (LLE 12 – TOP / 18 – TOP)



Applications

Ideal for the cleaning and finishing room of foundries and forges, with refractories, and all metalworking applications for deburring, grinding, snagging.



Technical data

Type	Idling speed min ⁻¹	Air consumption idling m ³ /min	Power W	Air supply hose diameter mm	Collet mm	Collet inch	ID-No.	Mat.-No.
LLE 12-TOP	12 000	0.570	600	9	6		057 560 02	100 046 518
LLE 12-TOP (1/4" USA)	12 000	0.570	600	9		1/4	057 560 08	100 046 521
LLE 18-TOP	20 000	1.300	600	9	6		057 560 01	100 046 517
LLE 18-TOP (1/4" USA)	20 000	1.300	600	9		1/4	057 560 07	100 046 520
LLG 16	17 000	0.600	900	9	6		112 004 01	100 035 478
LLG 16 (1/4" USA)	17 000	0.600	900	9		1/4	112 004 02	100 035 479
LLG 20	20 500	0.960	900	9	6		112 005 01	100 035 480
LLG 20 (1/4" USA)	20 500	0.960	900	9	6	1/4	112 005 02	100 035 481

Standard equipment

- 1 x Collet,
- 1 x Open end wrenches SW 14 and SW 17
- Supply and exhaust hose
- Lever valve

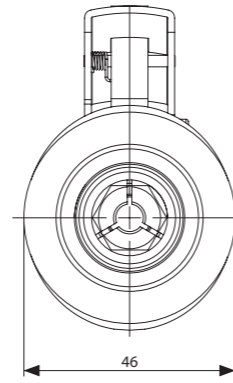

Accessories

	Type	ID-No.	Mat.-No.	
	Open end wrench	SW 14	037 857 03	100 048 819 1
		SW 17	037 857 07	100 048 823 1
	Hex. key	SK 6	027 855 04	100 050 743 1
	Supply hose complete	ZS 9 mm x 3 m	907 986 00	100 010 408 1
	Exhaust hose complete	AS 9-10 3,0 M	057 669 01	100 045 281 1

	Type	Bore mm	Bore INCH	ID-No.	Mat.-No.	
	Collets	SPZ 6 mm	6	0.24	052 034 02	100 046 669 1
		SPZ 8 mm	8	0.32	052 034 05	100 046 672 1
		SPZ 10 mm	10	0.39	052 034 07	100 046 673 1
		SPZ 1/4"	6.4	1/4	052 034 03	100 046 670 1
		SPZ 3/8"	9.5	3/8	052 034 09	100 046 674 1

Extended spindle straight grinder

LLG 4



- Powerful, low RPM straight grinder
- High energy efficiency
- Perfected noise absorption technology
- Exhaust air directed backwards

Applications

Grinding and polishing with the new non-woven nylon abrasives, flap brushes, cleaning brushes, unitized wheels, discs and mounted points, bobs and polishing buffs.







Technical data


Type	Idling speed	Air consumption idling	Power	Air supply hose diameter	Collet mm	Collet inch	ID-No.	Mat.-No.
	min ⁻¹	m ³ /min	W	mm	"			
LLG 4	4 000	0.600	900	9	6		112 003 01	100 035 476
LLG 4 (1/4" USA)	4 000	0.600	900	9		1/4	112 003 02	100 035 477

Standard equipment

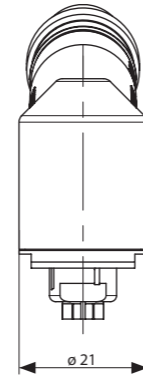
1 x Collet,
1 x Open end wrenches SW 14 and SW 17
Supply and exhaust hose
Lever valve

Accessories

	Type	ID-No.	Mat.-No.	
	Open end wrench	SW 14	037 857 03	100 048 819 1
		SW 17	037 857 07	100 048 823 1
	Hex. key	SK 6	027 855 04	100 050 743 1
	Supply hose complete	ZS 9 mm x 3 m	907 986 00	100 010 408 1
	Exhaust hose complete	AS 9-10 3,0 M	057 669 01	100 045 281 1

	Type	Bore mm	Bore INCH	ID-No.	Mat.-No.	
	Collets	SPZ 6 mm	6	0.24	052 034 02	100 046 669 1
		SPZ 8 mm	8	0.32	052 034 05	100 046 672 1
		SPZ 10 mm	10	0.39	052 034 07	100 046 673 1
		SPZ 1/4"	6.4	1/4	052 034 03	100 046 670 1
		SPZ 3/8"	9.5	3/8	052 034 09	100 046 674 1

Angle grinder with collet




LWA 80



- Suhner Mini angle grinders
- Extremely light and easy to handle. Fits the hand light as a pencil
- Angle grinder with built-in silencer and side exhaust with 360° adjustment
- Tough, durable and with a proven track record

Applications

Fine milling, grinding, engraving and polishing, especially for tool and patternmaking, aircraft construction.







Technical data


Type	Idling speed	Air consumption idling	Power	Collet mm	Collet inch	ID-No.	Mat.-No.
	min ⁻¹	m ³ /min	W		"		
LWA 80	80 000	0.240	75	3		047 516 01	100 049 428
LWA 80 (1/8" USA)	80 000	0.240	75		1/8	047 516 05	100 048 012

Standard equipment

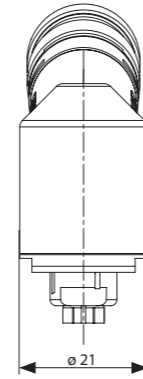
- 1 x Collet
- 1 x Spanner set
- Supply and exhaust hose
- Slide valve

Accessories

	Type	ID-No.	Mat.-No.	
	Open end wrench	SW 6	027 856 01	100 050 751 1
		SW 8	037 857 06	100 048 822 1
	Supply hose complete	Supply air hose compl.	057 123 01	100 046 145 1
	Exhaust hose complete	AS 15 MM 0,33 M	907 231 00	100 010 258 1

	Type	Bore mm	Bore INCH	ID-No.	Mat.-No.	
	Collets	SPZ 3 mm	3	0.12	047 016 01	100 049 245 1
		SPZ 1/8"	3.175	1/8	047 016 02	100 049 246 1
		SPZ 3/32	2.4	3/32	047 016 03	100 049 247 1

Angle grinder with collet




LWA 81



- Suhner Mini angle grinders
- Extremely light and easy to handle. Fits the hand light as a pencil
- Rear exhaust with silencer incorporated in hose

Applications

Fine milling, grinding, engraving and polishing, especially for tool and patternmaking, aircraft construction.







Technical data


Type	Idling speed	Air consumption idling	Power	Air supply hose diameter	Collet mm	Collet inch	ID-No.	Mat.-No.
	min ⁻¹	m ³ /min	W	mm		"		
LWA 81	80 000	0.220	75	5-6	3		057 970 01	100 045 588
LWA 81 (1/8" USA)	80 000	0.220	75	5-6		1/8	057 970 03	100 045 590

Standard equipment

- 1 x Collet
- 1 x Spanner set
- Supply and exhaust hose
- Rotary valve


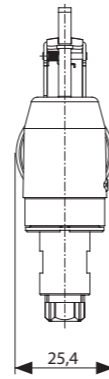
Accessories

	Type	ID-No.	Mat.-No.	
	Open end wrench	SW 6	027 856 01	100 050 751 1
		SW 8	037 857 06	100 048 822 1
	Supply hose complete	Supply air hose compl.	057 123 01	100 046 145 1
	Exhaust hose complete	AS 15 MM 0,33 M	907 231 00	100 010 258 1

	Type	Bore mm	Bore INCH	ID-No.	Mat.-No.	
	Collets	SPZ 3 mm	3	0.12	047 016 01	100 049 245 1
		SPZ 1/8"	3.175	1/8	047 016 02	100 049 246 1
		SPZ 3/32	2.4	3/32	047 016 03	100 049 247 1

Angle grinder with collet

LWB 20



- Extremely small but powerful R/A grinder particular suitable for inaccessible areas
- Rugged, handy, modular design
- Front exhaust

Applications

Aerospace industry, aircraft maintenance, mold and die shops, metalworking industry etc. using mounted points, burs, square & cross pads, sanding stars, cartridge rolls, end brushes.






Technical data


Type	Idling speed	Air consumption idling	Power	Air supply hose diameter	Collet mm	Collet inch	ID-No.	Mat.-No.
	min ⁻¹	m ³ /min	W	mm		"		
LWB 20	20 000	0.600	250	8	6		059 352 01	100 043 949
LWB 20 (1/4" USA)	20 000	0.600	250	8		1/4	059 352 02	100 043 950

Standard equipment

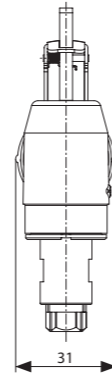
1 x Collet,
1 x Open end wrenches SW 11 and SW 14
Combi valve

Accessories

	Type	ID-No.	Mat.-No.	
	Open end wrench	SW 11	037 857 01	100 048 817 1
		SW 14	037 857 03	100 048 819 1
	Supply hose complete	ZS 8 mm x 2 m	907 178 00	100 010 247 1

	Type	Bore mm	Bore INCH	ID-No.	Mat.-No.	
	Collets	SPZ 3 mm	3.0	0.12	050 325 03	100 047 503 1
		SPZ 6 mm	6.0	0.24	050 325 01	100 047 501 1
		SPZ 8 mm	8.0	0.32	050 325 17	100 047 509 1
		SPZ 1/4"	6.4	1/4	050 325 02	100 047 502 1
		SPZ 1/8"	3.175	1/8	050 325 04	100 047 504 1

Angle grinder with collet



LWB 21



- Extremely small but powerful R/A grinder particular suitable for inaccessible areas
- Rugged, handy, modular design
- Rear exhaust with integral silencer

Applications

Aerospace industry, aircraft maintenance, mold and die shops, metalworking industry etc. using mounted points, burs, square & cross pads, sanding stars, cartridge rolls, end brushes.






Technical data


Type	Idling speed min ⁻¹	Air consumption idling m ³ /min	Power W	Air supply hose diameter mm	Collet mm	Collet inch	ID-No.	Mat.-No.
LWB 21	25 000	0.600	250	8	6		059 339 01	100 054 410
LWB 21 (1/4" USA)	25 000	0.600	250	8		1/4	059 339 02	100 054 411

Standard equipment

1 x Collet,
1 x Open end wrenches SW 11 and SW 14
Supply and exhaust hose
Combi valve

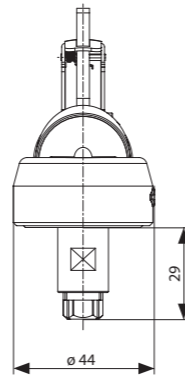
Accessories

	Type	ID-No.	Mat.-No.	
	Open end wrench	SW 11	037 857 01	100 048 817 1
		SW 14	037 857 03	100 048 819 1
	Supply hose complete	ZS 8 mm x 2 m	907 178 00	100 010 247 1

	Type	Bore mm	Bore INCH	ID-No.	Mat.-No.	
	Collets	SPZ 3 mm	3.0	0.12	050 325 03	100 047 503 1
		SPZ 6 mm	6.0	0.24	050 325 01	100 047 501 1
		SPZ 8 mm	8.0	0.32	050 325 17	100 047 509 1
		SPZ 1/4"	6.4	1/4	050 325 02	100 047 502 1
		SPZ 1/8"	3.175	1/8	050 325 04	100 047 504 1

Angle grinder with collet



LWB 4



- Flexible exhaust hose
- Rear exhaust with integral silencer
- Modern design and ergonomically shaped grip by Suhner
- Extremely quiet and portable
- Governor control (except LPC 12) for constant speed under load and low air consumption
- Low speed working on aluminium and fibre composite materials

Applications

Engineering, foundries, tool and patternmaking, aircraft construction, aerospace and car industry.



Technical data

Type	Idling speed min ⁻¹	Air consumption idling m ³ /min	Power W	Air supply hose diameter mm	Collet mm	Collet inch	ID-No.	Mat.-No.
LWB 4	4500	0.20	250	8	6	"	112 018 01	100 035 552
LWB 4 (1/4" USA)	4500	0.20	250	8		1/4	112 018 02	100 035 553

Standard equipment

1 x Collet,
1 x Open end wrenches SW 11 and SW 14
Supply and exhaust hose
Lever valve


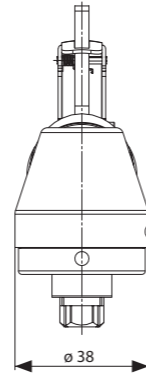
Accessories

	Type	ID-No.	Mat.-No.	
	Open end wrench	SW 11	037 857 01	100 048 817 1
		SW 14	037 857 03	100 048 819 1
	Supply hose complete	ZS 8 mm x 2 m	907 178 00	100 010 247 1
	Exhaust hose complete	AS kompl. DL B/C (1'000 mm)	300 059 68	100 026 406 1
	Clamp for exhaust hose	Clamp for exhaust hose	300 059 67	100 026 405 1

	Type	Bore mm	Bore INCH	ID-No.	Mat.-No.	
	SPZ 3 mm	3.0	0.12	050 325 03	100 047 503	1
	SPZ 6 mm	6.0	0.24	050 325 01	100 047 501	1
	SPZ 8 mm	8.0	0.32	050 325 17	100 047 509	1
	SPZ 1/4"	6.4	1/4	050 325 02	100 047 502	1
	SPZ 1/8"	3.175	1/8	050 325 04	100 047 504	1

Angle grinder with collet


LWC 10-2/13-2
LWC 16-2/20-2



- Flexible exhaust hose
- Rear exhaust with integral silencer
- Modern design and ergonomically shaped grip by Suhner
- Extremely quiet and portable
- Governor control (except LWC 20-2) for constant speed under load and low air consumption
- Low speed working on aluminium and fibre composite materials

Applications

Engineering, foundries, tool and patternmaking, aircraft construction, aerospace and car industry.



Technical data

Type	Idling speed min ⁻¹	Air consumption idling m ³ /min	Power W	Air supply hose diameter mm	Collet mm	Collet inch	ID-No.	Mat.-No.
LWC 10-2	10 000	0.22	320	8	6		112 023 01	100 035 560
LWC 10-2 (1/4" USA)	10 000	0.22	320	8		1/4	112 023 02	100 035 561
LWC 13-2	13 500	0.28	350	8	6		112 033 01	100 035 586
LWC 13-2 (1/4" USA)	13 500	0.28	350	8		1/4	112 033 02	100 035 587
LWC 16-2	16 000	0.46	350	8	6		112 024 01	100 035 562
LWC 16-2 (1/4" USA)	16 000	0.46	350	8		1/4	112 024 02	100 035 563
LWC 20-2	21 000	0.80	350	8	6		112 034 01	100 035 588
LWC 20 (1/4" USA)	21 000	0.80	350	8		1/4	112 034 02	100 035 589

Standard equipment

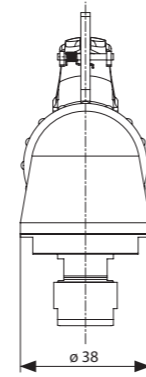
- 1 x Collet,
- 1 x Open end wrenches SW 11 and SW 14
- Supply and exhaust hose
- Lever valve

Accessories


	Type	ID-No.	Mat.-No.	
	Open end wrench	SW 11	037 857 01	100 048 817 1
		SW 14	037 857 03	100 048 819 1
	Supply hose complete	ZS 8 mm x 2 m	907 178 00	100 010 247 1
	Exhaust hose complete	AS kompl. DL B/C (1'000 mm)	300 059 68	100 026 406 1
	Clamp for exhaust hose	Clamp for exhaust hose	300 059 67	100 026 405 1

	Type	Bore mm	Bore INCH	ID-No.	Mat.-No.	
	Collets	SPZ 3 mm	3.0	0.12	050 325 03	100 047 503 1
		SPZ 6 mm	6.0	0.24	050 325 01	100 047 501 1
		SPZ 8 mm	8.0	0.32	050 325 17	100 047 509 1
		SPZ 1/4"	6.4	1/4	050 325 02	100 047 502 1
		SPZ 1/8"	3.175	1/8	050 325 04	100 047 504 1

Angle grinder with collet



LWC 10/20



- Powerful angle grinder
- Very rugged construction
- Heavy duty spindle bearings
- Very slim shape
- Insulated housing avoids cold hands
- Optimum ratio between power and airconsumption

Applications

Engineering, foundries, tool and patternmaking, aircraft construction and car industry, for use with grinding points and bobs, HSS and tungsten carbide cutters, also wire brushes.




Technical data


Type	Idling speed min ⁻¹	Air consumption idling m ³ /min	Power W	Connection for casing sockets and couplings "	Air supply hose diameter mm	Collet mm	Collet inch	ID-No.	Mat.-No.
LWC 10	12 500	0.730	350	R 3/8	8	6		047 341 01	100 049 348
LWC 10 (1/4" USA)	12 500	0.730	350	R 3/8	8		1/4	047 341 07	100 049 350
LWC 20	22 000	0.730	350	R 3/8	8	6		047 341 09	100 049 352
LWC 20 (1/4" USA)	22 000	0.730	350	R 3/8	8		1/4	047 341 15	100 049 356

Standard equipment

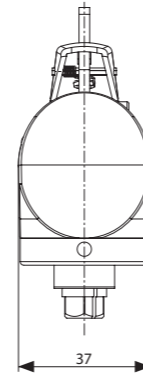
1 x Collet,
1 x Spanner set
Lever valve

Accessories


Type	ID-No.	Mat.-No.	
 Open end wrench	SW 18	037 857 04	100 048 820 1

Type	Bore mm	Bore INCH	ID-No.	Mat.-No.	
 Collets	SPZ 3 mm	3.0	0.12	014 909 12	100 051 812 1
	SPZ 6 mm	6.0	0.24	014 909 19	100 051 819 1
	SPZ 8 mm	8.0	0.32	014 909 23	100 051 823 1
	SPZ 1/4"	6.4	1/4	014 909 26	100 051 826 1
	SPZ 1/8"	3.175	1/8	014 909 27	100 051 827 1

Angle grinder with collet



LWC 16-TOP/ 21




- Powerful angle grinders despite small size
- State of the art design with operator ergonomics Suhner
- Rear exhaust with integral silencer
- Scratch-resistant, insulated housing, also in valve area, avoids cold hands
- Low weight for fatigue-free continuous use
- Very flat angle head allows access to difficult places
- Belt grinding attachment easily adjustable as well as adapter kit for grinding and cutting discs \varnothing 70mm
- TOP-Technology for Oilfree Power: for optional use with or without oil, clean exhaust and breathing air, no oil film on the work piece



Applications

Engineering, foundries, tool and patternmaking, aircraft construction, aerospace and car industry.



Technical data

Type	Idling speed min ⁻¹	Air consumption idling m ³ /min	Power W	Air supply hose diameter mm	Collet mm	Collet inch	ID-No.	Mat.-No.
LWC 16-TOP	18 000	0.790	330	8	6		052 373 43	100 046 896
LWC 16-TOP (1/4" USA)	18 000	0.790	330	8		1/4	052 373 49	100 046 899
LWC 21	22 000	0.820	370	8	6		052 373 05	100 046 865
LWC 21 (1/4" USA)	22 000	0.820	370	8		1/4	052 373 26	100 046 886

Standard equipment

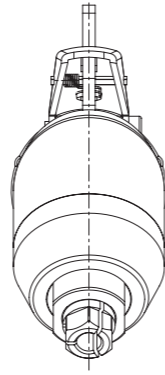
1 x Collet,
1 x Open end wrenches SW 11 and SW 17
Supply and exhaust hose
Lever valve

Accessories

	Type	ID-No.	Mat.-No.	
	Open end wrench	SW 11	037 857 01	100 048 817 1
		SW 17	037 857 07	100 048 823 1
	Supply hose complete	ZS 8 mm x 2 m	907 178 00	100 010 247 1
	Exhaust hose complete	AS 29/33 0,75 m	907 186 00	100 010 255 1
	Adapter kit	Adapter kit (Hand guard, flange screw, washer)	097 393 01	100 040 034 1
	Hand guard LWC	Hand guard LWC	057 225 01	100 046 215 1
	Adapter kit (Hand guard, flange screw, washer)	Flange bolt LW	057 226 01	100 046 216 1
		U-Scheibe LWC 13/21	057 324 01	100 046 281 1

	Type	Bore mm	Bore INCH	ID-No.	Mat.-No.	
	Collets	SPZ 3 mm	3.0	0.12	050 325 03	100 047 503 1
		SPZ 6 mm	6.0	0.24	050 325 01	100 047 501 1
		SPZ 8 mm	8.0	0.32	050 325 17	100 047 509 1
		SPZ 1/4"	6.4	1/4	050 325 02	100 047 502 1
		SPZ 1/8"	3.175	1/8	050 325 04	100 047 504 1

Angle grinder with collet



LWC 17 45° – TOP



- Powerful angle grinders despite small size
- State of the art design with operator ergonomics Suhner
- Rear exhaust with integral silencer
- Scratch-resistant, insulated housing, also in valve area, avoids cold hands
- Low weight for fatigue-free continuous use
- Angled head with 45° also allows work in hard-to-reach places
- TOP-Technology for Oilfree Power: for optional use with or without oil, clean exhaust and breathing air, no oil film on the work piece



Applications

Engineering, foundries, tool and patternmaking, aircraft construction, aerospace and car industry.



Technical data

Type	Idling speed	Air consumption idling	Power	Air supply hose diameter	Collet mm	Collet inch	ID-No.	Mat.-No.
	min ⁻¹	m ³ /min	W	mm	"			
LWC 17-45°-TOP	18 000	0.790	330	8	6		059 085 01	100 045 096
LWC 17-45°-TOP (1/4" USA)	18 000	0.790	330	8		1/4	059 085 02	100 045 097

Standard equipment

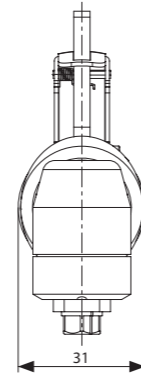
1 x Collet,
1 x Open end wrenches SW 11 and SW 17
Supply and exhaust hose
Lever valve

Accessories


	Type	ID-No.	Mat.-No.	
	Open end wrench	SW 11	037 857 01	100 048 817 1
		SW 17	037 857 07	100 048 823 1
	Supply hose complete	ZS 8 mm x 2 m	907 178 00	100 010 247 1
	Exhaust hose complete	AS 29/33 0,75 m	907 186 00	100 010 255 1

	Type	Bore mm	Bore INCH	ID-No.	Mat.-No.	
	Collets	SPZ 3 mm	3.0	0.12	050 325 03	100 047 503 1
		SPZ 6 mm	6.0	0.24	050 325 01	100 047 501 1
		SPZ 8 mm	8.0	0.32	050 325 17	100 047 509 1
		SPZ 1/4"	6.4	1/4	050 325 02	100 047 502 1
		SPZ 1/8"	3.175	1/8	050 325 04	100 047 504 1

Extended spindle angle grinder



LVC 4



- Flexible exhaust hose
- Rear exhaust with integral silencer
- Extended spindle with angle head for reaching hard to reach areas
- Modern design and ergonomically shaped grip by Suhner
- Extremely quiet and portable
- Governor control for constant speed under load and low air consumption
- Low speed working on aluminium and fibre composite materials

Applications

Engineering, foundries, tool and patternmaking, aircraft construction, aerospace and car industry.



Technical data

Type	Idling speed	Air consumption idling	Power	Air supply hose diameter	Collet mm	Collet inch	ID-No.	Mat.-No.
	min ⁻¹	m ³ /min	W	mm		"		
LVC 4	4 000	0.22	320	8	6		112 035 01	100 035 590
LVC 4 (1/4" USA)	4 000	0.22	320	8		1/4	112 035 02	100 035 591

Standard equipment

1 x Collet,
1 x Open end wrenches SW 9 and SW 11
Supply and exhaust hose
Lever valve


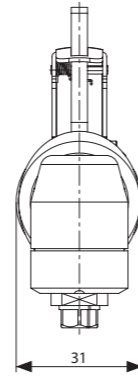
Accessories

	Type	ID-No.	Mat.-No.	
	Open end wrench	SW 9 WI 4	057 701 01	100 045 304 1
		SW 11 WI 4	057 701 02	100 045 305 1
	Supply hose complete	ZS 8 mm x 2 m	907 178 00	100 010 247 1
	Exhaust hose complete	AS kompl. DL B/C (1'000 mm)	300 059 68	100 026 406 1
	Clamp for exhaust hose	Clamp for exhaust hose	300 059 67	100 026 405 1

	Type	Bore mm	Bore INCH	ID-No.	Mat.-No.	
	Collets	SPZ 3 mm	3.0	0.12	057 663 01	100 045 270 1
		SPZ 6 mm	6.0	0.24	057 663 03	100 045 272 1
		SPZ 1/4"	6.350	1/4	057 663 05	100 045 274 1
		SPZ 1/8"	3.175	1/8	057 663 02	100 045 271 1

Extended spindle angle grinder

LVC 20
LVB 13



- Flexible exhaust hose
- Rear exhaust with integral silencer
- Extended spindle with angle head for reaching hard to reach areas
- Modern design and ergonomically shaped grip by Suhner
- Extremely quiet and portable
- Governor control for constant speed under load and low air consumption
- Low speed working on aluminium and fibre composite materials

Applications

Engineering, foundries, tool and patternmaking, aircraft construction, aerospace and car industry.



Technical data

Type	Idling speed min ⁻¹	Air consumption idling m ³ /min	Power W	Air supply hose diameter mm	Collet mm	Collet inch	ID-No.	Mat.-No.
LVC 20	20 000	0.28	350	8	6	"	112 026 01	100 035 566
LVC 20 (1/4" USA)	20 000	0.28	350	8		1/4	112 026 02	100 035 567
LVB 13	13 000	0.20	250	8	6		112 025 01	100 035 564
LVB 13 (1/4" USA)	13 000	0.20	250	8		1/4	112 025 02	100 035 565

Standard equipment

- 1 x Collet,
- 1 x Open end wrenches SW 9 and SW 11
- Supply and exhaust hose
- Lever valve


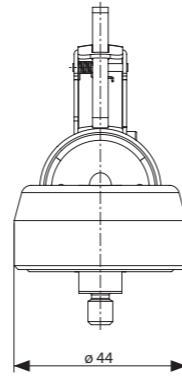
Accessories

	Type	ID-No.	Mat.-No.	
	Open end wrench	SW 9 WI 4	057 701 01	100 045 304 1
		SW 11 WI 4	057 701 02	100 045 305 1
	Supply hose complete	ZS 8 mm x 2 m	907 178 00	100 010 247 1
	Exhaust hose complete	AS kompl. DL B/C (1'000 mm)	300 059 68	100 026 406 1
	Clamp for exhaust hose	Clamp for exhaust hose	300 059 67	100 026 405 1

	Type	Bore mm	Bore INCH	ID-No.	Mat.-No.	
	Collets	SPZ 3 mm	3.0	0.12	057 663 01	100 045 270 1
		SPZ 6 mm	6.0	0.24	057 663 03	100 045 272 1
		SPZ 1/4"	6.350	1/4	057 663 05	100 045 274 1
		SPZ 1/8"	3.175	1/8	057 663 02	100 045 271 1

Angle grinder with thread

LPB 12



- Powerful angle grinder
- Rugged, handy, modular design
- Front exhaust
- Handy, high torque R/A sander/grinder with low design angle head and particular suitable for inaccessible areas. Working spindle 1/4" – 20 – specially suited for our SUN-fix Grinding systems

Applications

Aerospace industry, aircraft maintenance, mold and die shops, metalworking industry etc. using mounted points, burs, square & cross pads, sanding stars, cartridge rolls, end brushes.







Technical data

Type	Idling speed	Air consumption idling	Power	Air supply hose diameter	Working spindle mm	ID-No.	Mat.-No.
	min ⁻¹	m ³ /min	W	mm	"		
LPB 12	12 000	0.600	250	8	1/4	059 351 02	100 043 942
LPB 12 Set	12 000	0.600	250	8	1/4	900 503 00	100 011 766

Standard equipment

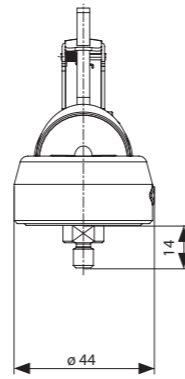
1 x Open end wrenches SW 11
 Combi valve
 LPB 12 Set consisting of: Angle grinder LPB 12 with SUN-fix Roll-On backing pads, 2 ea. discs K36 / 60 / 80 in VA/ST, 2 non-woven fibre discs M and a cleaning disc.

Accessories Abrasive discs

	Type	Diameter	Grain size	ID-No.	Mat.-No.	
		mm				
	Execution HP	SBH 50-K 1/4		908 778 00	100 009 693	1
		SB 50-K VA K 60	50	60	908 770 00	100 009 685 100
		SB 50-K VA K 80	50	80	908 771 00	100 009 686 100
		SB 50-K VA K 120	50	120	908 772 00	100 009 687 100
	Grinding discs (velcro)	SB 50-K VA K 150	50	150	908 773 00	100 009 688 100
		SB 50-K VA K 180	50	180	908 774 00	100 009 689 100
		SB 50-K VA K 240	50	240	908 775 00	100 009 690 100
		SB 50-K VA K 320	50	320	908 776 00	100 009 691 100
		SB 50-K VA K 400	50	400	908 777 00	100 009 692 100
	Type			ID-No.	Mat.-No.	
	Eccentric	EX 1/4"-20		059 360 01	100 043 970	1
	Supply hose complete	ZS 8 mm x 2 m		907 178 00	100 010 247	1

Angle grinder with thread


LPB 4
LPC 12



- Flexible exhaust hose
- Rear exhaust with integral silencer
- Modern design and ergonomically shaped grip by Suhner
- Extremely quiet and portable
- Governor control (except LPC 12) for constant speed under load and low air consumption
- Low speed working on aluminium and fibre composite materials

Applications

Engineering, foundries, tool and patternmaking, aircraft construction, aerospace and car industry.








Technical data

Type	Idling speed	Air consumption idling	Power	Air supply hose diameter	Working spindle mm	ID-No.	Mat.-No.
	min ⁻¹	m ³ /min	W	mm	"		
LPB 4	4 500	0.20	250	8	1/4	112 021 01	100 035 558
LPC 12	11 000	0.80	350	8	1/4	112 027 01	100 035 568

Standard equipment

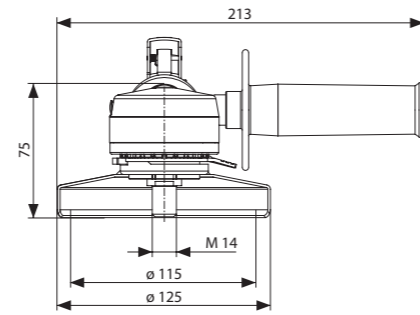
1 x Spindle, ø 1/4"
1 x Open end wrenches SW 11
Supply and exhaust hose
Lever valve

Accessories

	Type	ID-No.	Mat.-No.	
	Open end wrench	SW 11	037 857 01	100 048 817 1
	Open end wrench	SW 14	037 857 03	100 048 819 1
	Supply hose complete	ZS 8 mm x 2 m	907 178 00	100 010 247 1
	Exhaust hose complete	AS kompl. DL B/C (1'000 mm)	300 059 68	100 026 406 1
	Clamp for exhaust hose	Clamp for exhaust hose	300 059 67	100 026 405 1

Angle grinder with flange set

LWE 10-TOP LWG 8



- Powerful R/A sander/grinder
- State of the art design with operator ergonomics Suhner
- Scratch-resistant, insulated housing, also in valve area, avoids cold hands
- Rear exhaust with integral silencer
- R/A sander/grinder with adjustable wheel guard and lock button, convertible to belt grinder (LWE 10 – TOP/LWG 8)
- TOP-Technology for Oilfree Power: for optional use with or without oil (LWE 10 – TOP)



Applications

Sanding with 4 1/2" RFD and backing pads - M14, SUperflex flap discs, FVVS cleaning disc with velcro pads, raised hub type 27 grinding and cutting wheels, with beltgrinder for sanding and finishing in metal fabricating shops, car, truck, construction, farming and OFF Highway equipment.








Technical data

Type	Idling speed min ⁻¹	Air consumption idling m ³ /min	Power W	Air supply hose diameter mm	Working spindle mm	ID-No.	Mat.-No.
LWE 10-TOP	10 000	1.300	600	9	M14	057 560 03	100 046 519
LWG 8	7 500	0.600	900	9	M14	112 043 01	100 035 604

Standard equipment

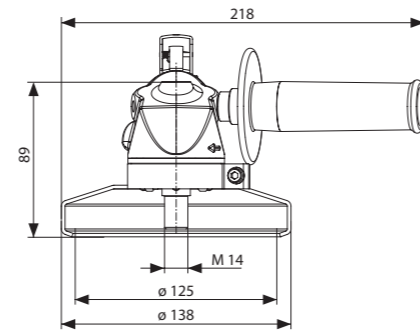

Handle
Wheel guard
Flange set
Supply and exhaust hose
Peg spanner SD 35
Lever valve

Accessories

	Type	ID-No.	Mat.-No.		
	Supply hose complete ZS 9 mm x 3 m	907 986 00	100 010 408	1	
	Exhaust hose complete AS 9-10 3,0 M	057 669 01	100 045 281	1	
	Peg spanner SD 35	012 446 01	100 052 915	1	
	Type	Holding arbor mm	ID-No.	Mat.-No.	
	Flange SF M14	M14	048 200 11	100 048 207	1
	Type	For discs diameter mm	ID-No.	Mat.-No.	
	Wheel guard SH 115	115	048 201 08	100 048 215	1

Angle grinder with flange set

LWG 12



- Powerful R/A sander/grinder
- State of the art design with operator ergonomics Suhner
- Scratch-resistant, insulated housing, also in valve area, avoids cold hands
- Rear exhaust with integral silencer
- Three-way angle grinder handle mount for universal applications (LWG 12)

Applications

Sanding with 4 1/2" RFD and backing pads - M14, SUperflex flap discs, FVVS cleaning disc with velcro pads, raised hub type 27 grinding and cutting wheels, with beltgrinder for sanding and finishing in metal fabricating shops, car, truck, construction, farming and OFF Highway equipment.



Technical data

Type	Idling speed	Air consumption idling	Power	Air supply hose diameter	Working spindle mm	ID-No.	Mat.-No.
	min ⁻¹	m ³ /min	W	mm			
LWG 12	12 000	0.600	900	9	M14	112 006 01	100 035 482
LWG 12 (5/8" USA)	12 000	0.600	900	9		112 006 02	100 035 483

Standard equipment

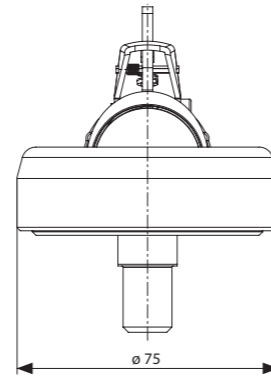
Handle
 Wheel guard
 Flange set
 Peg spanner SD 35
 Supply and exhaust hose
 Lever valve

Accessories

	Type	ID-No.	Mat.-No.		
	Supply hose complete ZS 9 mm x 3 m	907 986 00	100 010 408	1	
	Exhaust hose complete AS 9-10 3,0 M	057 669 01	100 045 281	1	
	Peg spanner SD 35	012 446 01	100 052 915	1	
	Type	Holding arbor mm	ID-No.	Mat.-No.	
	Flange SF M14	M14	048 200 11	100 048 207	1
	Type	For discs diameter mm	ID-No.	Mat.-No.	
	Wheel guard SH 125	125	300 017 59	100 027 957	1

Angle polisher

LPC 2 - TOP



- Powerful, low RPM right angle grinders
- High torque due to right gear reduction ratio relation
- State of the art design with operator ergonomics Suhner
- Scratch-resistant, insulated housing, also in valve area, avoids cold hands
- Rear exhaust with integral silencer
- TOP-Technology for Oilfree Power: for optional use with or without oil, clean exhaust and breathing air, no oil film on the work piece



Applications

Polisher for light sanding and polishing work on cars, furniture and restoration shops for paint removal. A fine selection of foam and sponge pads, lambs wool bonnets, PSA and standard sandpaper, and nylon brushes are available.



Technical data

Type	Idling speed	Air consumption idling	Power	Air supply hose diameter	Working spindle mm	ID-No.	Mat.-No.
	min ⁻¹	m ³ /min	W	mm			
LPC 2-TOP	2 100	0.850	330	8	M14	052 373 54	100 046 904
LPC 2-TOP (5/8" USA)	2 100	0.850	330	8		052 373 58	100 046 906

Standard equipment

1 x Open end wrenches SW 17
Supply and exhaust hose
Lever valve

Accessories


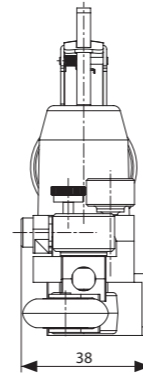
	Type	ID-No.	Mat.-No.	
	Open end wrench SW 14	037 857 03	100 048 819	1
	Supply hose complete ZS 8 mm x 2 m	907 178 00	100 010 247	1
	Exhaust hose complete AS 29/33 0,75 m	907 186 00	100 010 255	1
	Open end wrench SW 11	037 857 01	100 048 817	1
	Open end wrench SW 17	037 857 07	100 048 823	1
	Hex. key SK 2	027 855 17	100 050 748	1

	Type	ID-No.	Mat.-No.	
	Flexible support plates FSS 115-K M14	907 500 00	100 010 307	1

	Type	max. Speed	Diameter	Grain size	ID-No.	Mat.-No.		
		min ⁻¹	mm					
	Compressed non woven fibre discs	8 000	FVVS 115-K C	115	C	906 377 00	100 010 021	10
			FVVS 115-K M	115	M	906 378 00	100 010 022	10
			FVVS 115-K VF	115	VF	906 379 00	100 010 023	10
			FVVS 115-K SF	115	SF	906 380 00	100 010 024	10

Belt grinding unit


LBB 20




- 5 different contact arms, easy changing and easy adjustment of the belts
- Small, handy, powerful

Applications

Powerful, lightweight belt grinder. For cleaning and removing burrs, defining a radius, blending surface finishes, centerless polishing, denibbing, scuffing, generating decorative satin finishes on metal.












Technical data

Type	Air consumption idling	Power	Air supply hose diameter	Belt speed	Belt dimension	ID-No.	Mat.-No.
	m ³ /min	W	mm	m/s	mm		
LBB 20	0.600	250	8	21	6 x 305; 12 x 305	112 007 01	100 035 484
 LBB 20 Set	0.600	250	8	21	6 x 305; 12 x 305	112 219 00	100 035 617

Standard equipment


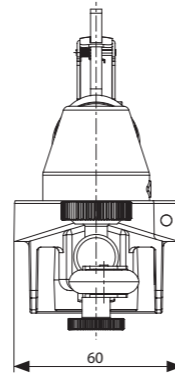
1 x Spanner set
 Contact arm KAK 25/9
 Combi valve
 LBB 20 Set consisting of: Belt grinder LBB 20 with belt grinding attachment, with contact arm 25/9, matching 4 belts of each K80/120 and 4 non-woven fibre belts of each M and VF.

Accessories

	Type	ID-No.	Mat.-No.	
	Belt grinding attachment	BSGV 3/12 (WB 4)	059 160 01	100 045 053 1
	Type	Belt length	Matching belt	ID-No. Mat.-No.
		mm		
	KAK 25/9	305	BSGB 6/305 / BSGB 12/305	059 162 01 100 045 056 1
	KAK 16/9	305	BSGB 6/305 / BSGB 12/305	059 162 02 100 045 057 1
	KAK 16/4	305	BSGB 3/305 / BSGB 6/305	059 162 03 100 045 058 1
	KAK 25/1,5	305	BSGB 3/305	059 162 06 100 045 059 1
	KAK 9/9	305	BSGB 6/305 / BSGB 12/305	059 162 07 100 045 060 1
	Supply hose complete	ZS 8 mm x 2 m	907 178 00	100 010 247 1
	Open end wrench	SW 11	037 857 01	100 048 817 1
		SW 14	037 857 03	100 048 819 1

Belt grinding unit


LBC 10/16



- Excellent power-to-weight ratio
- Complete selection of belts 20 1/2" (520 mm) long, from 1/8" (3 mm) to 3/4" (19 mm) wide
- Complete selection of belts 20 1/2" (520 mm) long, from 1/8" (3 mm) to 3/4" (19 mm) wide

Applications

Powerful, lightweight belt grinder. For cleaning and removing burrs, defining a radius, blending surface finishes, centerless polishing, denibbing, scuffing, generating decorative satin finishes on metal.




Technical data

Type	Idling speed	Air consumption idling	Power	Air supply hose diameter	Belt speed	Belt dimension	ID-No.	Mat.-No.
	min ⁻¹	m ³ /min	W	mm	m/s	mm		
LBC 10	10 000	0.220	320	8	16	6 x 520; 12 x 520	112 038 01	100 035 596
LBC 16	16 000	0.460	350	8	25	6 x 520; 12 x 520	112 039 01	100 035 597




Standard equipment

- 1 x Spanner set
- Contact arm KA 25/9
- Supply and exhaust hose
- Lever valve

Accessories

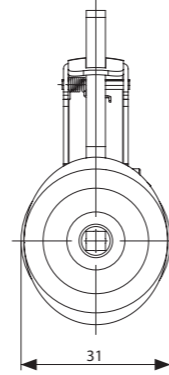
	Type	ID-No.	Mat.-No.	
	Belt grinding attachment BSGV 6/16 without drive roller	300 671 00	100 026 081	1

	Type	Belt length	Matching belt	ID-No.	Mat.-No.	
mm						
	KA 16/4	520	BSGB 6/520	057 620 03	100 046 583	1
	KA 16/9	520	BSGB 12/520	057 620 02	100 046 582	1
	KA 19/12	520	BSGB 16/520	057 620 04	100 046 584	1
	KA 25/1,5	520	BSGB 3/520	057 620 06	100 046 586	1
	KA 25/9	520	BSGB 6/520 / BSGB 12/520	057 620 01	100 046 581	1
	KA 23/18	520	BSGB 19/520	057 620 05	100 046 585	1
	Adapter 610 A 610			061 714 01	100 042 527	1

	Type	ID-No.	Mat.-No.	
	Open end wrench SW 22	037 857 05	100 048 821	1
	Supply hose complete ZS 8 mm x 2 m	907 178 00	100 010 247	1
	Exhaust hose complete AS kompl. DL B/C (1'000 mm)	300 059 68	100 026 406	1

Drive motor for extension system

LRC 20



- Flexible exhaust hose
- Rear exhaust with integral silencer
- Modern design and ergonomically shaped grip by Suhner
- Extremely quiet
- Governor control for constant speed under load and low air consumption
- Large selection of stainless steel extension tubes
- Extension can be bent once

Applications

Grinding, milling of inaccessible places, for example. Corners of containers, molds, deep welds, inner sides of narrow tubes.



Technical data

Type	Idling speed	Air consumption idling	Power	Air supply hose diameter	ID-No.	Mat.-No.
	min ⁻¹	m ³ /min	W	mm		
LRC 20	20 000	0.280	350	8	112 031 01	100 035 575

Standard equipment

VSC mount
 1 x Hex. key
 Supply and exhaust hose
 Lever valve

Accessories Extension system

Type	Length	Outer diameter	Connection for Flexible Shaft/extension system	Collet mm	ID-No.	Mat.-No.		
	mm	mm						
	VSC 125 6 mm	125	13	Flexibel shaft 4-kt	6	112 032 09	100 035 584	1
	VSC 250 6 mm	250	13	Flexibel shaft 4-kt	6	112 032 07	100 035 582	1
Extension system	VSC 500 6 mm	500	13	Flexibel shaft 4-kt	6	112 032 01	100 035 576	1
	VSC 1000 6 mm	1 000	13	Flexibel shaft 4-kt	6	112 032 02	100 035 577	1
	VSC 1500 6 mm	1 500	13	Flexibel shaft 4-kt	6	112 032 03	100 035 578	1

Type	Bore mm	Bore INCH	ID-No.	Mat.-No.		
Collets	SPZ 3 mm	3.0	0.12	057 663 01	100 045 270	1
	SPZ 6 mm	6.0	0.24	057 663 03	100 045 272	1
	SPZ 1/4"	6.350	1/4	057 663 05	100 045 274	1
	SPZ 1/8"	3.175	1/8	057 663 02	100 045 271	1

Type	ID-No.	Mat.-No.		
Open end wrench	SW 9 WI 4	057 701 01	100 045 304	1
	SW 11 WI 4	057 701 02	100 045 305	1
Supply hose complete	ZS 8 mm x 2 m	907 178 00	100 010 247	1
Exhaust hose complete	AS kompl. DL B/C (1'000 mm)	300 059 68	100 026 406	1

Orbital Sander

LOB 10



- The orbital sander with a maximum of 10 000 rpm
- Can be equipped with different abrasives
- With Velcro pad and dust extraction

Applications

For application in aluminum, stainless steel and various plastics.



Technical data

Type	Idling speed	Air consumption idling	Power	Connection for casing sockets and couplings	Backing pad diameter	Excentricity	ID-No.	Mat.-No.
	min ⁻¹	m ³ /min	W	"	mm	mm		
LOB 10 150/5 mm central vacuum system	10 000	0.310	200	R 1/4	150	4.5	909 824 00	100 008 991
LOB 10 120/5 mm central vacuum system	10 000	0.310	200	R 1/4	120	4.5	909 827 00	100 008 994

Standard equipment

Lever valve

Accessories Support plates

Type	ID-No.	Mat.-No.	
FSS 120-K für LOB 10	909 831 00	100 008 996	1
FSS 150-K for LOB 10	909 832 00	100 008 997	1
FSS 150-K for LOB 10 without holes	912 588 00	100 007 254	1

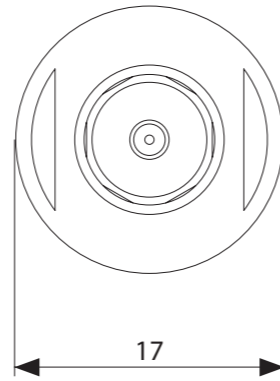
Type	max. Speed	Diameter	ID-No.	Mat.-No.	
	min ⁻¹	mm			
Protective backing	SU 120-K	120	909 550 00	100 008 794	1
	SU 150-K	150	909 551 00	100 008 795	1
Six-hole soft backing	SA 120-K	120	909 548 00	100 008 792	1
	SA 150-K	150	909 549 00	100 008 793	1

Type	ID-No.	Mat.-No.	
Supply hose complete ZS 8 mm x 2 m	907 178 00	100 010 247	1



Engraving pen

LGS 30



- Carbide point for clear marking even on hardened tool steel

Applications

Marking pen for engraving metals, glass, plastics.






Technical data


Type	Air consumption idling	Air supply hose diameter	Stroke (Frequency)	ID-No.	Mat.-No.
	m ³ /min	mm	min ⁻¹		
LGS 30	0.030	4	30 000	057 950 01	100 045 553

Standard equipment

Stylus point, medium
 1 x Air supply hose, 2 m
 Hose nipple G 1/4"
 Rotary valve

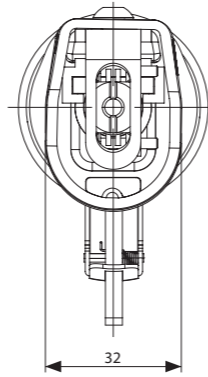
Accessories Engraving pen

	Type	Air supply hose diameter	Hose length	ID-No.	Mat.-No.	
		mm	m			
	Stylus point					
	GN fine			057 957 01	100 045 565	1
	GN medium			057 957 02	100 045 566	1
	Chisel					
	TMF 2/49			059 256 01	100 045 191	1
	Hose	Air Supply cpl. 2m LGS 30	4			
				2.0	907 643 00	100 010 323
	Connection 1/4"	Connection 1/4" - 1/4"				
				904 928 00	100 011 272	1

	Type	External thread	No. in scheme	ID-No.	Mat.-No.		
		"					
	Male adaptor	Plug nipple G 1/4 DN 8	G 1/4	13	904 018 00	100 011 312	1

Pneumatic file

LFC 11



- High frequencies
- Filing applications mastered with ease
- Ergonomic handle
- Robust light alloy housing

Applications

Deburring, filing, grinding, polishing, cutting and sawing and reworking of 3D-printed objects.



Technical data

Type	Air consumption idling	Power	Stroke (Frequency)	Variable stroke selection	Vibration	ID-No.	Mat.-No.
	m ³ /min	W	min ⁻¹	mm	m/s ²		
LFC 11	0.230	300	12 000	2 – 11	< 2.5	112 014 01	100 035 547
LFC 11-SET	0.230	300	12 000	2 – 11	< 2.5	112 015 01	100 035 548

Standard equipment

Supply and exhaust hose
 Tool mounting 4 mm
 Lever valve
 LFC 11 Set consisting of: LFC 11 tool comes in a sturdy carrier case which contains airhose, silencer unit and tool, accessories available are: 1 tool holder for shank, ø 4 mm
 1 file, half round (coarse cut)
 1 round file 4 mm (coarse cut)
 1 32 tooth saw blade (steel plates), 1 grinding shoe, ever two self adhesive grinding strips (grains 80, 120, 150, 320).

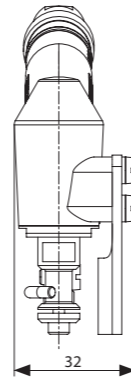
Accessories

	Type	Cut / Grain	Shaft	Width	Length	Length of grinding shoe	ID-No.	Mat.-No.		
			mm							
	Tool holder	Tool holder D 3 LFC 11		3			300 038 08	100 027 195	1	
		Tool holder D 4 LFC 11		4			300 031 71	100 028 438	1	
		Tool holder D 6 LFC 11		6			300 038 10	100 027 196	1	
	Saw blades	Saw blades	24 tpi		1.0	96	908 229 00	100 010 618	1	
		Saw blades	32 tpi		0.8	96	908 162 00	100 010 591	1	
		Saw blades	14 tpi		1.8	96	908 230 00	100 010 619	1	
		Saw blades	18 tpi		1.4	96	908 231 00	100 010 620	1	
	Mill files	Mill files 6.5 x 90 mm	Rough	4	6.5	90	908 233 00	100 010 622	1	
		Mill files 10 x 90 mm	Rough	4	10	90	908 234 00	100 010 623	1	
	Half round files	Half round files rough	Rough	4	6.5	90	908 237 00	100 010 626	1	
		Half round files medium	Medium	4	6.5	90	908 236 00	100 010 625	1	
	Round files	Round files	Rough	4	4	90	908 240 00	100 010 629	1	
	Grinding shoe	Grinding shoe		4	23	90	35	450 070 01	100 017 782	1
		Sanding strips 120 x 25 mm K 60	60		24	110		908 222 00	100 010 613	10
		Sanding strips 120 x 25 mm K 80	80		24	110		908 165 00	100 010 594	10
		Sanding strips 120 x 25 mm K 120	120		24	110		908 166 00	100 010 595	10
		Sanding strips 120 x 25 mm K 150	150		24	110		908 224 00	100 010 615	10
		Sanding strips 120 x 25 mm K 240	240		24	110		908 167 00	100 010 596	10
		Sanding strips 120 x 25 mm K 320	320		24	110		908 227 00	100 010 616	10
		Sanding strips 120 x 25 mm K 400	400		24	110		908 228 00	100 010 617	10



Mica undercutter

LWA 70-KF



Technical data

Type	Idling speed	Air consumption idling	Power	Connection for casing sockets and couplings	Air supply hose diameter	ID-No.	Mat.-No.
	min ⁻¹	m ³ /min	W	"	mm		
LWA 70-KF	70 000	0.240	75	R 1/8	5-6	047 443 01	100 049 411

Standard equipment





- 1 x Spanner set
- 1 x Collet
- Slide valve

Accessories Abrasive discs

Type	Diameter	Width	Bore	ID-No.	Mat.-No.	
	mm		mm			
DS 19 0,3	19	0.3	3	903 368 00	100 011 160	1
DS 19 0,4	19	0.4	3	901 897 00	100 010 829	1
DS 19 0,5	19	0.5	3	903 369 00	100 011 161	1
DS 19 0,6	19	0.6	3	901 898 00	100 010 830	1
DS 19 0,7	19	0.7	3	903 370 00	100 011 162	1
DS 19 0,8	19	0.8	3	901 899 00	100 010 831	1
DS 19 0,9	19	0.9	3	903 371 00	100 011 163	1
DS 19 1,0	19	1.0	3	901 900 00	100 010 832	1
DS 22 0,3	22	0.3	3	903 372 00	100 011 164	1
DS 22 0,4	22	0.4	3	901 901 00	100 010 833	1
DS 22 0,5	22	0.5	3	903 373 00	100 011 165	1
DS 22 0,6	22	0.6	3	901 902 00	100 010 834	1
DS 22 0,7	22	0.7	3	903 374 00	100 011 166	1
DS 22 0,8	22	0.8	3	901 903 00	100 010 835	1
DS 22 0,9	22	0.9	3	903 375 00	100 011 167	1
DS 22 1,0	22	1.0	3	901 904 00	100 010 836	1




Diamond wheels

Type	ID-No.	Mat.-No.	
 Supply hose complete	ZS 5 mm 2 m	906 776 00	100 010 084 1
 Supply hose complete	ZS 6mm 2 M	906 775 00	100 010 083 1
 Open end wrench	SW 7	047 133 01	100 049 309 1
 Hex. key	SK 2.5	027 855 18	100 050 749 1

- Mica undercutter with slide valve
- Very light and handy, with built-in silencer
- Adjustable depth stop for freehand undercutting with diamond wheels

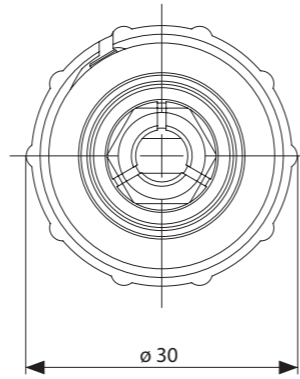
Applications

Removing mica from collectors, sawing fibre-reinforced plastics (composites).



Tool-post grinder


LFB 44



- Tool-post with precision support

Applications

For high-precision work such as internal grinding, milling, external grinding, fine drilling, thread grinding, engraving, centring.



Technical data

Type	Idling speed	Air consumption idling	Power	Air supply hose diameter	Collet mm	Collet inch	ID-No.	Mat.-No.
	min ⁻¹	m ³ /min	W	mm		"		
LFB 44	44 000	0.600	250	8	6		052 373 08	100 046 868
LFB 44 (1/4" USA)	44 000	0.600	250	8		1/4	052 373 13	100 046 873

Standard equipment

1 x Collet,
1 x Open end wrenches SW 11 and SW 14
Supply and exhaust hose
Rotary valve

Accessories

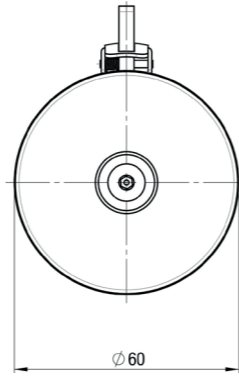
	Type	ID-No.	Mat.-No.	
	Open end wrench	SW 11	037 857 01	100 048 817 1
		SW 14	037 857 03	100 048 819 1
	Supply hose complete	ZS 8 mm x 2 m	907 178 00	100 010 247 1
	Exhaust hose complete	AS 21/25 0,75 m	907 179 00	100 010 248 1

	Type	ID-No.	Mat.-No.	
	Toolpost	SUP 45 26 mm LFB 44	047 151 02	100 049 311 1

	Type	Bore mm	Bore INCH	ID-No.	Mat.-No.	
	Collets	SPZ 3 mm	3.0	0.12	050 325 03	100 047 503 1
		SPZ 6 mm	6.0	0.24	050 325 01	100 047 501 1
		SPZ 8 mm	8.0	0.32	050 325 17	100 047 509 1
		SPZ 1/4"	6.4	1/4	050 325 02	100 047 502 1

Beveling tool

LEB 20



- The LEB 20 is a small, powerful beveling tool which lets you relax and get on with the job, thanks to its incredibly light weight.
- The machining surface is kept constantly clean and cool by the front exhaust. The additional lateral exhaust openings also enable recesses in the workpiece to be processed without creating an accumulation of air.
- The precision chuck reduces vibration and creates a clean, smooth edge.
- This device's quick adjustment function which does not require another tool enables safe, fast setting of the stroke by hand. The setter perceptibly engages every time it is turned 90°, which changes the stroke in intervals of 0.25 mm.
- The rotating backing plate enables you to work with smooth, flowing movements. This feature decreases friction on the workpiece and reduces scratches. The stainless steel backing plate is ideal for processing corrosion-resistant materials.
- Universal in these segments: Metal construction / processing stainless steel

Applications

Applications: For chamfering and rounding edges in steel. Ideal for preparation for powder coating, varnishing or galvanizing.



Technical data

Type	Idling speed	Air consumption idling	Power	Air supply hose diameter	Collet mm	ID-No.	Mat.-No.
	min ⁻¹	m ³ /min	W	mm	mm		
LEB 20	24 000	0.660	270	8	6	112 050 01	100 035 615

Standard equipment

1 x Collet,
1 x Open end wrenches SW 14 and SW 17
Combi valve

Accessories


Type	ID-No.	Mat.-No.
Supply hose complete ZS 8 mm x 2 m	907 178 00	100 010 247 1

Type	Cutting edges	Angle	Radius	Shaft	ID-No.	Mat.-No.
			mm	mm		
Radius heads with shafts	KES R2	4	2	6	913 474 00	100 006 751 1
	Radius heads for steel KES R3	4	3	6	913 470 00	100 006 747 1
Beveling heads with shafts	KES 45	6	45	6	913 471 00	100 006 748 1
	Beveling heads for steel					










Type	ID-No.	Mat.-No.
Guiding ball bearing KES GB 04	913 472 00	100 006 749 1
Guide shaft KES GB 05	913 473 00	100 006 750 1

Fittings

The air supply must be clean and dry. A maintenance unit fitted upstream, or at least a properly sized oil mist lubricator, is essential with pneumatic machines in order to ensure trouble-free operation.

Type	Order No	Mat.-No.	Description	Weight	No.	LWA 80/81	LWA, LSA 70/79/81	LSB 44/35/20/44-E, LSB 25, LSB 90	LPB 12, LWB 20/21, LBB 20, LEB 20	LWC 16/17/21, LPB 4, LWB 4, LPC 2, LPC 12, LBC 16	LSC 10/20/23/28/35, LLC 4/20/23/28/35, LRC 20, LWC 16/10/13/20, LVB 13, LVC 4/20	LWC 10/20, LSC 20	LWE 10, LWG 8/12	LLE 12/18, LSE 18, LRG 20, LLG 16/20, LSG 16/20	LWA 70KF	LFB 44	LGS 30	LOB 10	LFC 11	
Maintenance units						Application														
	FRC 1/4"	017 200 01	100051984	R 1/4" 0,3m³/min	1,200	24	●	●	-	-	-	-	-	-	●	-	●	-	-	
	FRC 1/2"	017 201 01	100051985	R 1/2" 2m³/min	2,700	25	-	-	●	●	●	●	●	●	●	-	-	-	●	●
Oil mist lubricator																				
	LO 1/4"	017 210 01	100051986	R 1/4" 0,3m³/min	0,400	-	●	●	-	-	-	-	-	-	●	-	●	-	-	
	LO 1/2"	017 211 01	100051987	R 1/2" 2m³/min	0,650	-	-	-	●	●	●	●	●	●	●	-	-	●	●	
Air hose																				
	i. ø 5mm	906 776 00	100010084	Rubber	0,100	26	●	●	-	-	-	-	-	-	●	-	-	-	-	
	i. ø 6mm	904 014 00	100011310	Plastic	0,110	-	-	-	-	-	-	-	-	-	-	-	-	-	-	
	i. ø 8mm	908 059 00	100010494	Plastic	0,120	39	-	-	-	-	●	-	-	-	-	-	-	-	-	
	i. ø 8mm	907 174 00	100010246	Rubber	0,100	42	-	-	●	●	●	●	●	-	-	-	●	-	●	
	i. ø 9mm	904 015 00	100011311	Plastic	0,130	28	-	-	-	-	-	●	●	-	-	-	-	-	-	
Clamps for hose																				
	9 - 11	027 892 03	100050819	ø 5mm	0,002	30	●	●	-	-	-	-	-	-	●	-	-	-	-	
	11 - 13	027 892 04	100050820	ø 6/8mm	0,003	31	-	-	●	●	●	●	-	-	●	●	-	●	-	
	13 - 15	027 892 05	100050821	ø 9mm	0,005	32	-	-	-	-	-	●	●	-	-	-	-	-	-	

See connection diagram

Type	Order No	Mat.-No.	Description	Weight	No.	LWA 80/81	LWA, LSA 70/79/81	LSB 44/35/20/44-E, LSB 25	LPB 12, LWB 20/21, LBB 20	LWC 16/17/21, LPB 4, LWB 4, LPC 2, LPC 12, LBC 16	LSC 10/20/23/28/35, LLC 4/20/23/28/35, LRC 20, LWC 16/10/13/20, LVB 13, LVC 4/20	LWC 10/20, LSC 20	LWE 10, LWG 8/12	LLE 12/18, LSE 18, LRG 20, LLG 16/20, LSG 16/20	LWA 70 KF	LFB 44	LGS 30	LOB 10	LFC 11
Hose coupling						Application													
	1/8" - 5/6mm	027 928 09	100049475	-	0,015	14	●	-	-	-	-	-	-	-	-	-	-	-	-
	1/4" - 6mm	027 928 07	100049473	-	0,020	-	-	-	-	-	-	-	-	-	-	-	-	-	-
	1/4" - 8mm	027 928 13	100049479	-	0,030	15	-	-	-	-	-	-	-	-	-	-	-	-	●
	3/8" - 6mm	027 928 08	100049474	-	0,035	-	-	-	-	-	-	-	-	-	-	-	-	-	-
	3/8" - 8mm	027 928 12	100049478	-	0,035	16	-	-	-	-	-	●	-	-	-	-	-	-	-
	3/8" - 9mm	027 928 05	100049471	-	0,035	-	-	-	-	-	-	-	-	-	-	-	-	-	-
	3/8" - 12/13mm	027 928 11	100049477	-	0,040	-	-	-	-	-	-	-	-	-	-	-	-	-	-
	1/2" - 12/13mm	027 928 10	100049476	-	0,040	-	-	-	-	-	-	-	-	-	-	-	-	-	-
	1/2" - 16mm	027 928 03	100049470	-	0,075	-	-	-	-	-	-	-	-	-	-	-	-	-	-
	1/2" - 9mm	027 928 02	100049469	-	0,040	-	-	-	-	-	-	-	-	-	-	-	-	-	-
Double nipple																			
	1/4" - 1/4"	027 992 06	100049527	-	0,050	21	-	-	-	-	-	-	-	-	-	-	-	-	-
	1/2" - 1/2"	027 992 02	100049523	-	0,070	-	-	-	-	-	-	-	-	-	-	-	-	-	-
	1/2" - 1/4"	027 992 03	100049524	-	0,060	40	-	-	-	-	-	-	-	-	-	-	-	-	-
	3/8" - 1/2"	027 992 05	100049526	-	0,060	23	-	-	-	-	-	-	-	-	-	-	-	-	-
	3/8" - 1/4"	027 992 04	100049525	-	0,060	43	-	-	-	-	-	-	-	-	-	-	-	-	-
	3/8" - 3/8"	027 992 07	100049528	-	0,060	-	-	-	-	-	-	-	-	-	-	-	-	-	-
Airline-Filter																			
	LF 05 - G 1/4"	057 710 01	100045313	G 1/4"	0,175	37	●	●	●	●	●	●	●	-	-	●	●	●	-
Pneumatic-Oil																			
	POE	909 522 00	100008771	-	1 Liter	-	●	●	●	●	●	●	●	●	●	●	●	●	●
Supplement oiler																			
	DL AO 2 x 3/8"	909 521 00	100008770	-	0,150	-	●	●	●	●	●	●	●	●	●	●	●	●	●









See connection diagram



Quick change couplings

Safety-quick change couplings

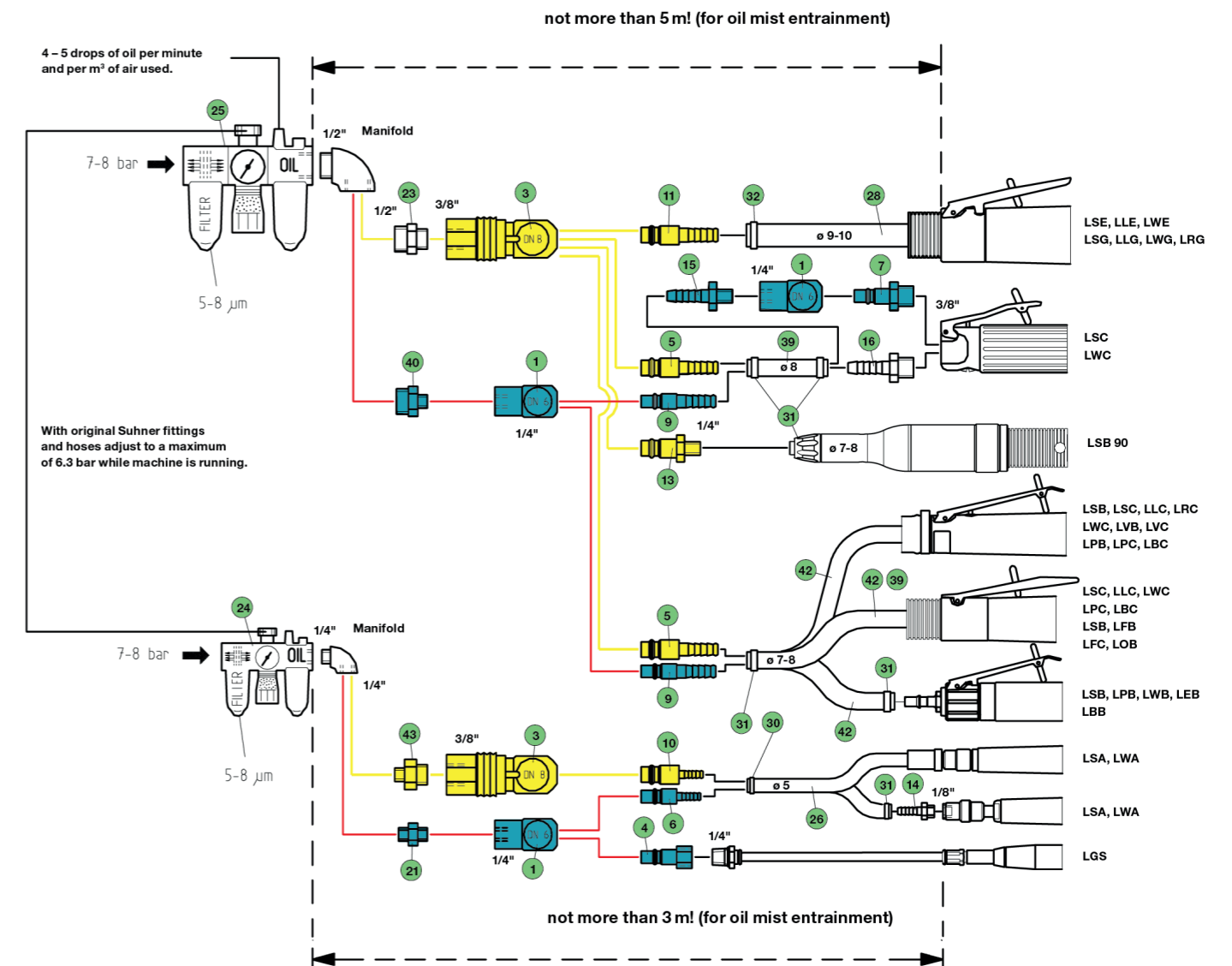
DN 6 and DN 8 acc. to ISO 4414. Automatic shut-off when disconnected, with prevention of tool hose. Full-bore principle: Max. airflow with least power loss.

Accessories									
Description	Type	Order No.	Mat.-No.	External thread	Internal thread	Hose	Weight	No.	
						ø	kg		
	Female Adaptors	DN 6	908 049 00	100010456	-	G 1/4"	-	0,100	1
	Male Adaptors to DN 6		908 051 00	100010458	-	-	5/6mm	0,015	6
			908 052 00	100010459	-	-	8mm	0,015	9
	Male Adaptors to DN 6		908 053 00	100010460	G 3/8"	-	5/6mm	0,050	7
			908 113 00	100010547	G 1/4"	-	8mm	0,025	-
	Male Adaptors to DN 6		908 054 00	100010461	-	G 1/4"	-	0,020	4
	Female Adaptors	DN 8	908 050 00	100010457	-	G 3/8"	-	0,145	3
	Male Adaptors to DN 8		908 055 00	100010457	-	-	5/6mm	0,015	10
			908 056 00	100010491	-	-	8mm	0,015	5
			908 057 00	100010492	-	-	9/10mm	0,020	11
	Male Adaptors to DN 8		908 058 00	100010493	-	-	12/13mm	0,020	8
			904 018 00	100011312	G 1/4"	-	-	0,020	13
	Male Adaptors to DN 8		904 019 00	100011313	G 3/8"	-	-	0,025	-
			908 337 00	100010669	-	G 1/4"	-	0,025	-

See connection diagram















Connection diagram for maximum performance

Clean and dry working air is a prerequisite!
The upstream connection of maintenance units, at least one correctly dimensioned oil mist unit for lubrication purposes are essential prerequisites for the trouble-free operation of compressed air machines.



SUHNER®

ADVANCED COMPONENT CREATION

					
	Switzerland	SUHNER Schweiz AG	Lupfig	abrasive.ch@suhner.com	+41 (0)56 464 28 80
	Germany	SUHNER Deutschland GmbH	Bad Säckingen	abrasive.de@suhner.com	+49 (0)7761 557 0
	USA	SUHNER USA Inc.	Rome, GA	abrasive.us@suhner.com	+1 (706) 235-8046
	Austria	SUHNER Austria GmbH	Wien	abrasive.at@suhner.com	+43 (0)1 587 16 14
	France	SUHNER France SAS	Ensisheim	abrasive.fr@suhner.com	+33 (0)3 89 82 39 96
	Italy	SUHNER Italia S.r.l.	Zola Predosa (BO)	abrasive.it@suhner.com	+39 0 35 22 06 98
	Australia	SUHNER Pty Ltd.	Silverwater	abrasive.au@suhner.com	+61 (0)2 96 48 58 88
	Mexico	SUHNER México SA de CV	San Juan del Rio	abrasive.mx@suhner.com	+52 427 272 39 78
	India	SUHNER India Pvt. Ltd.	Bangalore	abrasive.in@suhner.com	+91 (0) 80- 27 831108
	China	Suhner (Suzhou) Ind. Techn. Ltd.	Suzhou	abrasive.cn@suhner.com	+86 512 628 77 808

www.suhner.com